



Powering Business Worldwide

Table of Contents

Table of Contents

Safety and Ordering Information	3
Warranty Information	3
Hose	
EC110	4
EC210	4
EC115	5
EC215	5
Hose Fittings	
BSPT Male Rigid	6
SAE Male O-Ring	6
NPT Male Rigid	7
NPT Male Swivel	7
JIS Female Swivel	8
JIC	
Male Rigid	8
Female Swivel	9-10
Female 45° Elbow	11
Female 90° Elbow	12
BSP 60° Cone	
Male Rigid	13
Female Swivel	13-14
Female 45° Elbow	15
Female 90° Elbow	15
ORS	
Male Rigid	16
Female Swivel	16-17
Female 45° Elbow	18
Female 90° Elbow	18
DIN 24° DKO Light	
Male Rigid	19
Female Swivel	20
Female 45° Elbow	21
Female 90° Elbow	22
DIN 24° DKO Heavy	
Male Rigid	23
Female Swivel	24
Female 45° Elbow	25
Female 90° Elbow	26
Code 61 Flange	
Straight	27
45° Elbow	28
90° Elbow	28
Crimp Socket	
00110 Socket (EC110 Hose)	29
03310 Socket (EC210 Hose)	29

Important Safety and Ordering Information

WARNING

Eaton fitting tolerances are engineered to match approved Eaton hose tolerances. The use of Eaton fittings on hose supplied by other manufacturers and/or the use of Eaton hoses with fittings supplied by other manufactures may result in the production of unreliable and unsafe hose assemblies and is neither recommended nor authorized by Eaton or any of its affiliates or subsidiaries.

WARNING

Application considerations must be observed in selecting appropriate components for the application of these products contained herein. The failure to follow the recommendations set forth in this catalog may result in an unstable application which may result in serious personal injury or property damage.

EATON OR ANY OF ITS AFFILIATES OR SUBSIDIARIES SHALL NOT BE SUBJECT TO AND DISCLAIMS ANY OBLIGATIONS OR LIABILITIES (INCLUDING BUT NOT LIMITED TO ALL CONSEQUENTIAL, INCIDENTAL AND CONTINGENT DAMAGES) ARISING FROM TORT CLAIMS (INCLUDING WITHOUT LIMITATION NEGLIGENCE AND STRICT LIABILITY) OR OTHER THEORIES OF LAW WITH RESPECT TO ANY HOSE ASSEMBLIES NOT PRODUCED FROM GENUINE EATON HOSE FITTINGS, HOSE AND EATON APPROVED EQUIPMENT, AND IN CONFORMANCE WITH EATON'S SYNPLEX PROCESS AND PRODUCT INSTRUCTIONS FOR EACH SPECIFIC HOSE ASSEMBLY.

Failure to follow these processes and product instructions and limitations could lead to premature hose assembly failures resulting in property damage, serious injury or death.

Warranty

Current warranty information can be found at:
www.eaton.com/hydraulics/warranty

Hose Fitting Part Number Nomenclature

26711 D-04-04 SM W ZF

Fitting Series

Material Stock Code

A = Large hex stock
D = Hex stock female nipple
If material is round stock position collapses

Terminal End Size

Hose Size

Special Suffix Code

SM = Backup hex smaller than swivel hex
SP = BSPT with 60° cone
If no special design is required, position collapses

Nut Design

T = Captive nut
W = Wire nut
If crimp nut is used or if nut is not required, position collapses

Plating Type Code

ZF = Zinc Trivalent Chromate (Cr3)

Hose Installation

Proper installation of the hose is essential to the proper operation and safe use of the hose and related equipment. Improper installation of the hose can result in serious injury or property damage caused by spraying fluids or flying projectiles. In order to avoid serious bodily injury or property damage resulting from improper installation of the hose, you should carefully review the information in this catalog regarding hose installation.

Some of the factors you must consider in installing the hose properly are:

- Changes in length
- Proper bend radius
- Protection from high temperature sources
- Elbows and adapters to relieve strain
- Rubbing or abrasion
- Twisting
- Improper hose movement

These factors and the other information in this catalog regarding hose installation should be considered by you before installing the hose. If you have any questions regarding proper hose installation, please contact Eaton Technical Support.

Hose Maintenance

Proper maintenance of the hose is essential to the safe use of the hose and related equipment. Hose should be stored in a dry place. Hose should also be visually inspected. Any hose that has a cut or gouge in the cover that exposes the reinforcement should be retired from service. Hoses should also be inspected for kinking or broken reinforcement. If the outside diameter of the hose is reduced by 20% at the spot where it is bent then the hose should be retired from service. Inadequate attention to maintenance of the hose can result in hose leakage, bursting, or other failure which can cause serious bodily injury or property damage from spraying fluids, flying projectiles, or other substances.

Eaton Winner Hose

EC110 EN853 1SN



# Part No.	DN	Hose I.D.		Hose O.D.		Maximum Working Pressure		Minimum Burst Pressure		Minimum Bend Radius		Weight	
		mm	in	mm	in	bar	psi	bar	psi	mm	in	kg/m	lb/ft
EC110-04	6	6,4	0.25	14,1	0.56	225	3250	900	13000	100,0	3.99	0,22	0.15
EC110-05	8	7,9	0.31	15,7	0.62	215	3125	860	12500	115,0	4.53	0,26	0.17
EC110-06	10	9,5	0.38	18,1	0.71	180	2600	720	10400	130,0	5.12	0,33	0.22
EC110-08	12	12,7	0.50	21,4	0.84	160	2300	640	9200	180,0	7.09	0,41	0.28
EC110-10	16	15,9	0.62	24,5	0.96	130	1900	520	7600	200,0	7.87	0,47	0.32
EC110-12	19	19,0	0.75	28,5	1.12	105	1525	420	6100	240,0	9.45	0,59	0.40
EC110-16	25	25,4	1.00	36,6	1.44	88	1275	352	5100	300,0	11.81	0,87	0.58
EC110-20	31	31,8	1.25	44,8	1.76	63	925	252	3700	420,0	16.54	1,20	0.81
EC110-24	38	38,1	1.50	52,1	2.05	50	725	200	2900	500,0	19.69	1,40	0.94
EC110-32	51	50,8	2.00	65,5	2.58	40	580	160	2320	630,0	24.80	1,91	1.28

Construction

- Synthetic rubber tube
- Single wire braid reinforcement
- Black synthetic rubber cover MSHA approved

Operating Temperature Range

-40°C to +100°C
(-40°F to +212°F)

Application

- Hydraulic system service with petroleum and water-based fluids
- General industrial service

EC210 EN853 2SN



# Part No.	DN	Hose I.D.		Hose O.D.		Maximum Working Pressure		Minimum Burst Pressure		Minimum Bend Radius		Weight	
		mm	in	mm	in	bar	psi	bar	psi	mm	in	kg/m	lb/ft
EC210-04	6	6,4	0.25	15,7	0.62	400	5800	1600	23200	100,0	3.94	0,38	0.26
EC210-05	8	7,9	0.31	17,3	0.68	350	5100	1400	20400	115,0	4.53	0,43	0.29
EC210-06	10	9,5	0.38	19,7	0.78	330	4800	1320	19200	130,0	5.12	0,54	0.36
EC210-08	12	12,7	0.5	23,0	0.91	275	4000	1100	16000	180,0	7.09	0,64	0.43
EC210-10	16	15,9	0.62	26,2	1.03	250	3650	1000	14600	200,0	7.87	0,75	0.50
EC210-12	19	19,0	0.75	30,1	1.09	215	3125	860	12500	240,0	9.45	0,93	0.62
EC210-16	25	25,4	1.00	38,9	1.53	165	2400	660	9600	300,0	11.81	1,29	0.87
EC210-20	31	31,8	1.25	49,5	1.95	125	1800	500	7200	420,0	16.54	1,89	1.27
EC210-24	38	38,1	1.50	55,9	2,20	90	1300	360	5200	500,0	19.69	2,10	1.41
EC210-32	51	50,8	2.00	68,6	2.70	80	1150	320	4600	630,0	24.80	2,76	1.85

Construction

- Synthetic rubber tube
- Single wire braid reinforcement
- Black synthetic rubber cover MSHA approved

Operating Temperature Range

-40°C to +100°C
(-40°F to +212°F)

Application

- Hydraulic system service with petroleum and water-based fluids
- General industrial service

Eaton Winner Hose

EC115

EN857 1SC



# Part No.	DN	Hose I.D.		Hose O.D.		Maximum Working Pressure		Minimum Burst Pressure		Minimum Bend Radius		Weight	
		mm	in	mm	in	bar	psi	bar	psi	mm	in	kg/m	lb/ft
EC115-04	6	6,4	0.25	13,5	0.53	225	3250	900	13000	75,0	2.95	0,18	0.12
EC115-05	8	7,9	0.31	14,5	0.57	215	3125	860	12500	85,0	3.35	0,20	0.13
EC115-06	10	9,5	0.38	16,9	0.67	180	2600	720	10400	90,0	3.54	0,26	0.17
EC115-08	12	12,7	0.50	20,4	0.80	160	2300	640	9200	130,0	5.12	0,34	0.23
EC115-10	16	15,9	0.62	23,0	0.91	130	1900	520	7600	150,0	5.91	0,42	0.28
EC115-12	19	19,0	0.75	26,7	1.05	105	1525	420	6100	180,0	7.09	0,50	0.34
EC115-16	25	25,4	1.00	34,9	1.37	88	1275	352	5100	230,0	9.06	0,74	0.50
EC115-20	31	31,8	1.25	42,4	1.67	63	925	252	3700	210,0	8.27	0,99	0.67

Construction

- Synthetic rubber tube
- Single wire braid reinforcement
- Black synthetic rubber cover MSHA approved

Operating Temperature Range

-40°C to +100°C
(-40°F to +212°F)

Application

- Hydraulic system service with petroleum and water-based fluids
- General industrial service

EC215

EN857 2SC



# Part No.	DN	Hose I.D.		Hose O.D.		Maximum Working Pressure		Minimum Burst Pressure		Minimum Bend Radius		Weight	
		mm	in	mm	in	bar	psi	bar	psi	mm	in	kg/m	lb/ft
EC215-04	6	6,4	0.25	14,2	0.56	400	5800	1600	23200	75,0	2.95	0,28	0.19
EC215-05	8	7,9	0.31	16,0	0.63	350	5100	1400	20400	85,0	3.35	0,33	0.22
EC215-06	10	9,5	0.38	18,3	0.72	330	4800	1320	19200	90,0	3.54	0,41	0.28
EC215-08	12	12,7	0.50	21,5	0.85	275	4000	1100	16000	130,0	5.12	0,57	0.38
EC215-10	16	15,9	0.62	24,7	0.97	250	3650	1000	14600	170,0	6.69	0,68	0.46
EC215-12	19	19,0	0.75	28,6	1.13	215	3125	860	12500	200,0	7.87	0,81	0.54
EC215-16	25	25,4	1.00	36,6	1.44	165	2400	660	9600	250,0	9.84	1,17	0.79
EC215-20	31	31,8	1.25	45,1	1.78	125	1800	500	7200	250,0	9.84	1,56	1.05
EC215-24	38	38,1	1.50	52,3	2.06	100	1450	400	5800	300,0	11.81	1,81	1.22

Construction

- Synthetic rubber tube
- Single wire braid reinforcement
- Black synthetic rubber cover MSHA approved

Operating Temperature Range

-40°C to +100°C
(-40°F to +212°F)

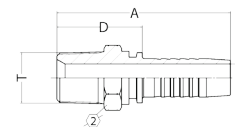
Application






- Hydraulic system service with petroleum and water-based fluids
- General industrial service

Eaton Winner Hose Fittings

BSPT Male Rigid

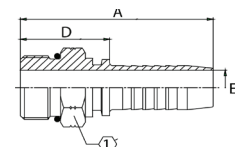
For use with Hose: EC110, EC210, EC115, EC215








# Part Number	Terminal End	 Thread	 Hose Size		A		D Cut Off Factor		E Ø				 Weight	
			DN	Dash Size	mm	in	mm	in	mm	in	mm	mm	kg	lb
13011-02-04SPZF	-02	R1/8"x28	6	-04	50,5	1.99	22,5	0.89	4,0	0.16	--	12	0,02	0.035
13011-04-04SPZF	-04	R1/4"x19	6	-04	55,0	2.17	27,0	1.06	4,0	0.16	--	14	0,03	0.066
13011-04-06SPZF	-04	R1/4"x19	10	-06	57,0	2.24	27,0	1.06	7,0	0.28	--	17	0,04	0.077
13011-06-04SPZF	-06	R3/8"x19	6	-04	55,5	2.19	27,5	1.08	4,0	0.16	--	17	0,04	0.077
13011-06-05SPZF	-06	R3/8"x19	8	-05	55,5	2.19	27,5	1.08	5,5	0.22	--	17	0,04	0.088
13011-06-06SPZF	-06	R3/8"x19	10	-06	57,5	2.26	27,5	1.08	7,0	0.28	--	17	0,04	0.088
13011-06-08SPZF	-06	R3/8"x19	12	-08	59,5	2.34	28,0	1.10	10,0	0.39	--	19	0,05	0.106
13011-08-06SPZF	-08	R1/2"x14	10	-06	64,5	2.54	34,5	1.36	7,0	0.28	--	22	0,07	0.154
13011-08-08SPZF	-08	R1/2"x14	12	-08	66,5	2.62	35,0	1.38	10,0	0.39	--	22	0,08	0.176
13011-10-10SPZF	-10	R5/8"x14	16	-10	68,5	2.70	34,5	1.36	12,0	0.47	--	24	0,09	0.202
13011-12-08SPZF	-12	R3/4"x14	12	-08	68,5	2.70	37,0	1.46	10,0	0.39	--	27	0,10	0.220
13011-12-10SPZF	-12	R3/4"x14	16	-10	72,0	2.83	38,0	1.50	12,0	0.47	--	27	0,12	0.264
13011-12-12SPZF	-12	R3/4"x14	20	-12	77,0	3.03	38,5	1.52	15,0	0.59	--	27	0,13	0.286
13011-16-12SPZF	-16	R1"x11	20	-12	82,0	3.23	43,5	1.71	15,0	0.59	--	36	0,20	0.440
13011-16-16SPZF	-16	R1"x11	25	-16	92,0	3.62	45,0	1.77	21,0	0.83	--	36	0,23	0.502
13011-20-20SPZF	-20	R1.1/4"x11	32	-20	103,5	4.07	49,5	1.95	27,0	1.06	--	46	0,40	0.880
13011-24-24SPZF	-24	R1.1/2"x11	40	-24	120,5	4.74	52,5	2.07	32,0	1.26	--	50	0,53	1.166
13011-32-32SPZF	-32	R2"x11	50	-32	129,0	5.08	57,0	2.24	43,0	1.69	--	65	0,94	2.072

SAE Male O-Ring

For use with Hose: EC110, EC210, EC115, EC215

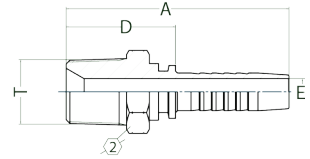


# Part Number	Terminal End	 Thread	 Hose Size		A		D Cut Off Factor		E Ø				 Weight	
			DN	Dash Size	mm	in	mm	in	mm	in	mm	mm	kg	lb
16011-04-04ZF	-04	7/16"x20	6	-04	49,5	1.95	21,5	0.85	4,0	0.16	14	--	0,021	0.046
16011-05-04ZF	-05	1/2"x20	6	-04	49,5	1.95	21,5	0.85	4,0	0.16	17	--	0,023	0.051
16011-06-04ZF	-06	9/16"x18	6	-04	50,5	1.99	22,5	0.89	4,0	0.16	17	--	0,024	0.053
16011-06-06ZF	-06	9/16"x18	10	-06	52,5	2.07	22,5	0.89	7,0	0.28	17	--	0,032	0.071
16011-08-06ZF	-08	3/4"x16	10	-06	53,5	2.11	23,5	0.93	7,0	0.28	22	--	0,045	0.099
16011-08-08ZF	-08	3/4"x16	12	-08	55,5	2.19	24,0	0.94	10,0	0.39	22	--	0,055	0.121
16011-10-06ZF	-10	7/8"x14	10	-06	59,0	2.32	29,0	1.14	7,0	0.28	27	--	0,079	0.174
16011-10-08ZF	-10	7/8"x14	12	-08	61,5	2.42	30,0	1.18	10,0	0.39	27	--	0,084	0.185
16011-10-10ZF	-10	7/8"x14	16	-10	65,0	2.56	31,0	1.22	12,0	0.47	27	--	0,095	0.209
16011-10-12ZF	-10	7/8"x14	20	-12	70,0	2.76	31,5	1.24	15,0	0.59	27	--	0,111	0.245
16011-12-08ZF	-12	1.1/16"x12	12	-08	65,0	2.56	33,5	1.32	10,0	0.39	32	--	0,123	0.271
16011-12-10ZF	-12	1.1/16"x12	16	-10	68,5	2.70	34,5	1.36	12,0	0.47	32	--	0,150	0.331
16011-12-12ZF	-12	1.1/16"x12	20	-12	72,5	2.85	34,0	1.34	15,0	0.59	32	--	0,150	0.331
16011-16-12ZF	-16	1.5/16"x12	20	-12	73,5	2.89	35,0	1.38	15,0	0.59	38	--	0,183	0.403
16011-16-16ZF	-16	1.5/16"x12	25	-16	83,0	3.27	36,0	1.42	21,0	0.83	38	--	0,202	0.445

Eaton Winner Hose Fittings

NPT Male Rigid*

For use with Hose: EC110, EC210, EC115, EC215

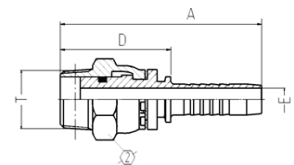





#							D							
Part Number	Terminal End	Thread	Hose Size		A		Cut Off Factor		E Ø		1	2	Weight	
	Dash Size		DN	Dash Size	mm	in	mm	in	mm	in	mm	mm	kg	lb
15611-02-04ZF	-02	Z1/8"x27	6	-04	50,5	1.99	22,5	0.89	4,0	0.16	--	12	0,015	0.033
15611-04-04ZF	-04	Z1/4"x18	6	-04	56,0	2.20	28,0	1.10	4,0	0.16	--	17	0,030	0.066
15611-04-05ZF	-04	Z1/4"x18	8	-05	56,0	2.20	28,0	1.10	4,0	0.16	--	17	0,030	0.066
15611-04-06ZF	-04	Z1/4"x18	10	-06	57,5	2.26	27,5	1.08	7,0	0.28	--	17	0,032	0.070
15611-06-04ZF	-06	Z3/8"x18	6	-04	57,0	2.24	29,0	1.14	4,0	0.16	--	19	0,038	0.084
15611-06-05ZF	-06	Z3/8"x18	8	-05	57,0	2.24	29,0	1.14	5,5	0.22	--	19	0,044	0.097
15611-06-06ZF	-06	Z3/8"x18	10	-06	59,0	2.32	29,0	1.14	7,0	0.28	--	19	0,048	0.106
15611-06-08ZF	-06	Z3/8"x18	12	-08	62,0	2.44	30,5	1.20	9,0	0.35	--	19	0,060	0.132
15611-08-04ZF	-08	Z1/2"x14	6	-04	62,0	2.44	34,0	1.34	4,0	0.16	--	22	0,066	0.145
15611-08-06ZF	-08	Z1/2"x14	10	-06	64,0	2.52	34,0	1.34	7,0	0.28	--	22	0,068	0.150
15611-08-08ZF	-08	Z1/2"x14	12	-08	66,0	2.60	34,5	1.36	10,0	0.39	--	22	0,075	0.165
15611-08-10ZF	-08	Z1/2"x14	16	-10	69,5	2.74	35,5	1.40	12,0	0.47	--	22	0,085	0.187
15611-08-12ZF	-08	Z1/2"x14	20	-12	76,5	3.01	38,0	1.50	15,0	0.59	--	27	0,124	0.273
15611-12-08ZF	-12	Z3/4"x14	12	-08	69,0	2.72	37,5	1.48	10,0	0.39	--	27	0,103	0.227
15611-12-10ZF	-12	Z3/4"x14	16	-10	71,5	2.81	37,5	1.48	12,0	0.47	--	27	0,130	0.286
15611-12-12ZF	-12	Z3/4"x14	20	-12	77,0	3.03	38,5	1.52	15,0	0.59	--	27	0,130	0.286
15611-12-16ZF	-12	Z3/4"x14	25	-16	86,5	3.41	39,5	1.56	21,0	0.83	--	32	0,190	0.418
15611-16-12ZF	-16	Z1"x11.5	20	-12	83,5	3.29	45,0	1.77	15,0	0.59	--	36	0,210	0.462
15611-16-16ZF	-16	Z1"x11.5	25	-16	93,5	3.68	46,5	1.83	21,0	0.83	--	36	0,230	0.506
15611-20-16ZF	-20	Z1.1/4"x11.5	25	-16	96,5	3.80	49,5	1.95	21,0	0.83	--	46	0,344	0.757
15611-20-20ZF	-20	Z1.1/4"x11.5	32	-20	104,5	4.11	50,5	1.99	27,0	1.06	--	46	0,406	0.893
15611-24-24ZF	-24	Z1.1/2"x11.5	40	-24	119,0	4.69	51,0	2.01	32,0	1.26	--	50	0,550	1.210
15611-32-32ZF	-32	Z2"x11.5	50	-32	127,0	5.00	55,0	2.17	43,0	1.69	--	65	0,945	2.079

*NPT threads require sealant applied prior to installation

NPT Male Swivel*

For use with Hose: EC110, EC210, EC115, EC215



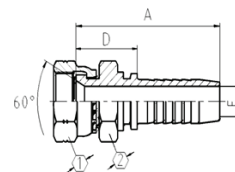
# Part Number	Terminal End	 Thread	 Hose Size		A		D Cut Off Factor		E Ø		 1	 2	 Weight	
	Dash Size		DN	Dash Size	mm	in	mm	in	mm	in	mm	mm	kg	lb
15611SW-04-04SZF	-04	Z1/4"x18	6	-04	76,2	3.00	48,2	1.90	4,0	0.16	--	19	0,051	0.112
15611SW-06-06SZF	-06	Z3/8"x18	10	-06	82,0	3.23	52,0	2.05	7,0	0.28	--	22	0,087	0.192
15611SW-08-06SZF	-08	Z1/2"x14	10	-06	85,0	3.35	55,0	2.17	7,0	0.28	--	22	0,091	0.198
15611SW-08-08SZF	-08	Z1/2"x14	12	-08	77,5	3.05	57,0	2.24	10,0	0.39	--	27	0,116	0.256
15611SW-12-12SZF	-12	Z3/4"x14	20	-12	99,0	3.90	60,5	2.38	15,0	0.59	--	32	0,217	0.478
15611SW-16-16SZF	-16	Z1"x11.5	25	-16	116,5	4.59	69,5	2.74	21,0	0.83	--	41	0,451	0.994






*NPT threads require sealant applied prior to installation

Eaton Winner Hose Fittings

JIS Female Swivel

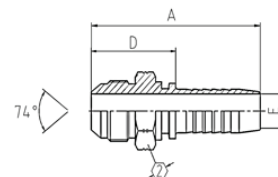
For use with Hose: EC110, EC210, EC115, EC215








# Part Number	Terminal End	 Thread	 Hose Size		A		D Cut Off Factor		E Ø				 Weight	
	Dash Size		DN	Dash Size	mm	in	mm	in	mm	in	mm	mm	kg	lb
29611-04-04ZF	-04	G1/4"X19	6	-04	49,0	1.93	21,0	0.83	4,0	0.16	19	19	0,04	0.09
29611-06-06ZF	-06	G3/8"X19	10	-06	53,0	2.09	23,0	0.91	7,0	0.28	22	22	0,06	0.14
29611-08-08ZF	-08	G1/2"X14	12	-08	58,0	2.28	26,5	1.04	10,0	0.39	27	27	0,11	0.24
29611-12-12ZF	-12	G3/4"X14	20	-12	69,0	2.72	30,5	1.20	15,0	0.59	32	32	0,18	0.40
29611-16-16ZF	-16	G1"X11	25	-16	79,0	3.11	32,0	1.26	21,0	0.83	41	41	0,30	0.65

JIC 37° Male Rigid

For use with Hose: EC110, EC210, EC115, EC215

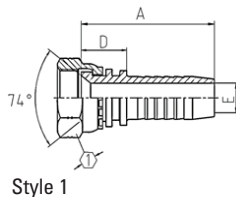


# Part Number	Terminal End	 Thread	 Hose Size		A		D Cut Off Factor		E Ø				 Weight	
	Dash Size		DN	Dash Size	mm	in	mm	in	mm	in	mm	mm	kg	lb
16711-04-04ZF	-04	7/16"-20	6	-04	54,5	2.15	26,5	1.04	4,0	0.16	--	12	0,024	0.053
16711-04-08ZF	-04	7/16"-20	12	-08	58,5	2.30	27,0	1.06	10,0	0.39	--	19	0,045	0.099
16711-05-04ZF	-05	1/2"-20	6	-04	54,5	2.15	26,5	1.04	4,0	0.16	--	14	0,024	0.053
16711-05-05ZF	-05	1/2"-20	8	-05	54,5	2.15	26,5	1.04	5,5	0.22	--	14	0,025	0.055
16711-05-06ZF	-05	1/2"-20	10	-06	56,5	2.22	26,5	1.04	7,0	0.28	--	17	0,032	0.071
16711-06-04ZF	-06	9/16"-18	6	-04	54,5	2.15	26,5	1.04	4,0	0.16	--	17	0,030	0.066
16711-06-05ZF	-06	9/16"-18	8	-05	54,5	2.15	26,5	1.04	5,5	0.22	--	17	0,030	0.066
16711-06-06ZF	-06	9/16"-18	10	-06	56,5	2.22	26,5	1.04	7,0	0.28	--	17	0,034	0.075
16711-06-08ZF	-06	9/16"-18	12	-08	58,5	2.30	27,0	1.06	10,0	0.39	--	19	0,046	0.101
16711-08-04ZF	-08	3/4"-16	6	-04	59,5	2.34	26,7	1.05	4,0	0.16	--	19	0,045	0.099
16711-08-06ZF	-08	3/4"-16	10	-06	61,5	2.42	31,5	1.24	7,0	0.28	--	22	0,062	0.137
16711-08-08ZF	-08	3/4"-16	12	-08	63,5	2.50	32,0	1.26	9,9	0.39	--	22	0,064	0.141
16711-10-06ZF	-10	7/8"-14	10	-06	63,5	2.50	33,5	1.32	7,0	0.28	--	24	0,070	0.154
16711-10-08ZF	-10	7/8"-14	12	-08	65,5	2.58	34,0	1.34	10,0	0.39	--	24	0,084	0.185
16711-10-10ZF	-10	7/8"-14	16	-10	69,0	2.72	35,0	1.38	12,0	0.47	--	24	0,092	0.203
16711-10-12ZF	-10	7/8"-14	20	-12	75,5	2.97	37,0	1.46	15,0	0.59	--	27	0,130	0.287
16711-12-08ZF	-12	1.1/16"-12	12	-08	70,0	2.76	38,5	1.52	10,0	0.39	--	30	0,116	0.256
16711-12-10ZF	-12	1.1/16"-12	16	-10	73,5	2.89	39,5	1.56	12,0	0.47	--	30	0,120	0.265
16711-12-12ZF	-12	1.1/16"-12	20	-12	78,5	3.09	40,0	1.57	15,0	0.59	--	30	0,140	0.309
16711-12-16ZF	-12	1.1/16"-12	25	-16	89,5	3.52	42,5	1.67	21,0	0.83	--	32	0,198	0.437
16711-14-12ZF	-14	1.3/16"-12	20	-12	79,0	3.11	40,5	1.59	15,0	0.59	--	32	0,162	0.357
16711-16-12ZF	-16	1.5/16"-12	20	-12	81,5	3.21	43,0	1.69	15,0	0.59	--	36	0,190	0.419
16711-16-16ZF	-16	1.5/16"-12	25	-16	90,5	3.56	43,5	1.71	21,0	0.83	--	36	0,206	0.454
16711-20-16ZF	-20	1.5/8"-12	25	-16	94,0	3.70	47,0	1.85	21,0	0.83	--	46	0,336	0.741
16711-20-20ZF	-20	1.5/8"-12	32	-20	101,0	3.98	47,0	1.85	27,0	1.06	--	46	0,370	0.816
16711-24-20ZF	-24	1.7/8"-12	32	-20	107,0	4.21	53,0	2.09	27,0	1.06	--	50	0,495	1.091
16711-24-24ZF	-24	1.7/8"-12	38	-24	121,0	4.76	53,0	2.09	32,0	1.26	--	50	0,542	1.195
16711-32-32ZF	-32	2.1/2"-12	50	-32	134,0	5.28	62,0	2.44	43,0	1.69	--	65	1,060	2.337

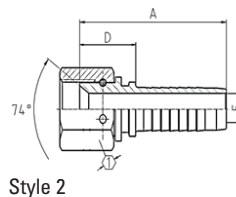
Eaton Winner Hose Fittings

JIC 37° Female Swivel

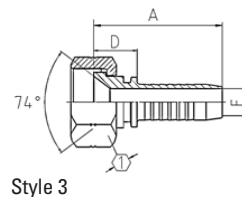
For use with Hose: EC110, EC210,
EC115, EC215



Style 1



Style 2



Style 3

# Part Number	Terminal End	Thread	Hose Size		A		D Cut Off Factor		E Ø		1	2	Weight	
	Dash Size		DN	Dash Size	mm	in	mm	in	mm	in	mm	mm	kg	lb
26711-04-03ZF*	-04	7/16"-20	5	-03	35,5	1.40	14,0	0.55	3,0	0.12	14	--	0,015	0.033
26711-04-04ZF*	-04	7/16"-20	6	-04	43,0	1.69	15,0	0.59	4,0	0.16	14	--	0,020	0.044
26711-04-05ZF*	-04	7/16"-20	8	-05	43,0	1.69	15,0	0.59	5,5	0.22	14	--	0,022	0.049
26711-04-06ZF*	-04	7/16"-20	10	-06	44,5	1.75	14,5	0.57	7,0	0.28	14	--	0,028	0.062
26711-05-04ZF*	-05	1/2"-20	6	-04	43,5	1.71	15,5	0.61	4,0	0.16	17	--	0,026	0.057
26711-05-05ZF*	-05	1/2"-20	8	-05	43,5	1.71	15,5	0.61	5,5	0.22	17	--	0,025	0.055
26711-05-06ZF*	-05	1/2"-20	10	-06	45,5	1.79	15,5	0.61	7,0	0.28	17	--	0,032	0.071
26711-06-04ZF*	-06	9/16"-18	6	-04	43,5	1.71	15,5	0.61	4,0	0.16	19	--	0,032	0.071
26711-06-05ZF*	-06	9/16"-18	8	-05	43,5	1.71	15,5	0.61	5,5	0.22	19	--	0,035	0.077
26711-06-06ZF*	-06	9/16"-18	10	-06	45,5	1.79	15,5	0.61	7,0	0.28	19	--	0,037	0.082
26711-06-08ZF*	-06	9/16"-18	12	-08	47,5	1.87	16,0	0.63	10,0	0.39	19	--	0,046	0.101
26711-08-06ZF*	-08	3/4"-16	10	-06	47,5	1.87	17,5	0.69	7,0	0.28	22	--	0,054	0.119
26711-08-08ZF*	-08	3/4"-16	12	-08	50,0	1.97	18,5	0.73	9,9	0.39	22	--	0,060	0.132
26711-08-10ZF*	-08	3/4"-16	16	-10	52,0	2.05	18,0	0.71	12,0	0.47	22	--	0,078	0.172
26711-08-12ZF*	-08	3/4"-16	20	-12	58,0	2.28	19,5	0.77	15,0	0.59	22	--	0,078	0.172
26711-10-08ZF*	-10	7/8"-14	12	-08	50,5	1.99	19,0	0.75	10,0	0.39	27	--	0,090	0.198
26711-10-10ZF*	-10	7/8"-14	16	-10	53,5	2.11	19,5	0.77	12,0	0.47	27	--	0,100	0.220
26711-10-12ZF*	-10	7/8"-14	20	-12	58,5	2.30	20,0	0.79	15,0	0.59	27	--	0,110	0.243
26711-12-10ZF*	-12	1.1/16"-12	16	-10	55,0	2.17	21,0	0.83	12,0	0.47	32	--	0,120	0.265
26711-12-12ZF*	-12	1.1/16"-12	20	-12	60,0	2.36	21,5	0.85	15,0	0.59	32	--	0,130	0.287
26711-12-16ZF*	-12	1.1/16"-12	25	-16	70,0	2.76	23,0	0.91	21,0	0.83	32	--	0,172	0.379
26711-14-12ZF*	-14	1.3/16"-12	20	-12	60,0	2.36	21,5	0.85	15,0	0.59	36	--	0,154	0.340
26711-14-16ZF*	-14	1.3/16"-12	25	-16	69,5	2.74	22,5	0.89	21,0	0.83	36	--	0,170	0.375
26711-16-16ZF*	-16	1.5/16"-12	25	-16	70,0	2.76	23,0	0.91	21,0	0.83	41	--	0,210	0.463
26711-16-20ZF*	-16	1.5/16"-12	32	-20	78,0	3.07	24,0	0.94	27,0	1.06	41	--	0,306	0.675
26711-20-20WZF**	-20	1.5/8"-12	32	-20	78,5	3.09	24,5	0.96	27,0	1.06	50	--	0,400	0.882
26711-24-24WZF**	-24	1.7/8"-12	38	-24	94,5	3.72	26,5	1.04	32,0	1.26	60	--	0,568	1.252
26711-32-32WZF**	-32	2.1/2"-12	50	-32	98,5	3.88	26,5	1.04	43,0	1.69	75	--	1,140	2.513
26711-08-04TZF***	-08	3/4"-16	6	-04	43,5	1.71	15,5	0.61	4,0	0.16	24	--	0,054	0.119
26711-10-06TZF***	-10	7/8"-14	10	-06	47,5	1.87	17,5	0.69	7,0	0.28	27	--	0,080	0.176
26711-12-08TZF***	-12	1.1/16"-12	12	-08	51,0	2.01	19,5	0.77	10,0	0.39	32	--	0,128	0.282
26711-16-12TZF***	-16	1.5/16"-12	20	-12	57,0	2.24	18,5	0.73	15,0	0.59	41	--	0,215	0.474
26711-20-16TZF***	-20	1.5/8"-12	25	-16	70,0	2.76	23,0	0.91	21,0	0.83	50	--	0,340	0.750
26711-24-20TZF***	-24	1.7/8"-12	32	-20	79,0	3.11	25,0	0.98	27,0	1.06	55	--	0,490	1.080
26711-32-24TZF***	-32	2.1/2"-12	38	-24	95,0	3.74	27,0	1.06	32,0	1.26	75	--	0,920	2.028
26711-32-32TZF***	-32	2.1/2"-12	50	-32	99,0	3.90	27,0	1.06	43,0	1.69	75	--	1,072	2.363

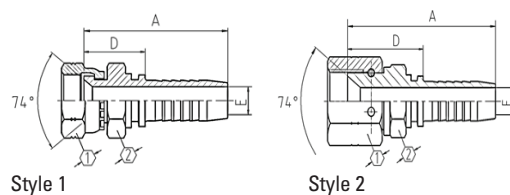
* Denotes Style 1 design

** Denotes Style 2 design

*** Denotes Style 3 design






1. Same nipple configuration as 26711D without back up hex

Eaton Winner Hose Fittings



JIC 37° Female Swivel

For use with Hose: EC110, EC210, EC115, EC215

<div>#</div> <div>Part Number</div>	<div>Terminal</div> <div>End</div>	<div></div> <div>Thread</div>	<div></div> <div>Hose Size</div>		A		<div>D</div> <div>Cut Off</div> <div>Factor</div>		E Ø		<div></div>	<div></div>	<div></div> <div>Weight</div>	
	Dash Size		DN	Dash Size	mm	in	mm	in	mm	in	mm	mm	kg	lb
26711D-04-04ZF*	-04	7/16"-20	6	-04	48,0	1.89	20,0	0.79	4,0	0.16	14	17	0,040	0.088
26711D-06-04ZF*	-06	9/16"-18	6	-04	49,0	1.93	21,0	0.83	4,0	0.16	19	19	0,044	0.097
26711D-06-05ZF*	-06	9/16"-18	8	-05	49,0	1.93	21,0	0.83	5,5	0.22	19	19	0,046	0.101
26711D-06-06ZF*	-06	9/16"-18	10	-06	51,0	2.01	21,0	0.83	7,0	0.28	19	19	0,045	0.099
26711D-08-04ZF*	-08	3/4"-16	6	-04	53,0	2.09	25,0	0.98	4,0	0.16	22	24	0,075	0.165
26711D-08-06ZF*	-08	3/4"-16	10	-06	55,0	2.17	25,0	0.98	7,0	0.28	22	24	0,081	0.179
26711D-08-08ZF*	-08	3/4"-16	12	-08	56,0	2.20	24,5	0.96	9,9	0.39	22	24	0,080	0.176
26711D-10-08ZF*	-10	7/8"-14	12	-08	57,5	2.26	26,0	1.02	10,0	0.39	27	27	0,108	0.238
26711D-10-10ZF*	-10	7/8"-14	16	-10	61,0	2.40	27,0	1.06	12,0	0.47	27	27	0,120	0.265
26711D-12-10ZF*	-12	1.1/16"-12	16	-10	65,0	2.56	31,0	1.22	12,0	0.47	32	32	0,180	0.397
26711D-12-12ZF*	-12	1.1/16"-12	20	-12	70,0	2.76	31,5	1.24	15,0	0.59	32	32	0,188	0.414
26711D-16-16ZF*	-16	1.5/16"-12	25	-16	81,5	3.21	34,5	1.36	21,0	0.83	41	41	0,320	0.705
26711D-04-04SMZF*	-04	7/16"-20	6	-04	48,0	1.89	20,0	0.79	4,0	0.16	14	12	0,040	0.088
26711D-06-04SMZF*	-06	9/16"-18	6	-04	49,0	1.93	21,0	0.83	4,0	0.16	19	14	0,045	0.099
26711D-06-06SMZF*	-06	9/16"-18	10	-06	51,0	2.01	21,0	0.83	7,0	0.28	19	17	0,045	0.099
26711D-08-06SMZF*	-08	3/4"-16	10	-06	54,5	2.15	24,5	0.96	7,0	0.28	22	19	0,085	0.187
26711D-08-08SMZF*	-08	3/4"-16	12	-08	55,0	2.17	23,5	0.93	9,9	0.39	22	19	0,085	0.187
26711D-10-08SMZF*	-10	7/8"-14	12	-08	57,5	2.26	26,0	1.02	10,0	0.39	27	22	0,104	0.229
26711D-10-10SMZF*	-10	7/8"-14	16	-10	61,0	2.40	27,0	1.06	12,0	0.47	27	22	0,104	0.229
26711D-12-08SMZF*	-12	1.1/16"-12	12	-08	61,0	2.40	29,5	1.16	10,0	0.39	32	27	0,166	0.366
26711D-12-12SMZF*	-12	1.1/16"-12	20	-12	70,0	2.76	31,5	1.24	15,0	0.59	32	27	0,166	0.366
26711D-16-16SMWZF**	-16	1.5/16"-12	25	-16	84,5	3.33	37,5	1.48	21,0	0.83	41	32	0,312	0.688
26711D-20-20SMWZF**	-20	1.5/8"-12	32	-20	95,0	3.74	41,0	1.61	27,0	1.06	50	41	0,502	1.107
26711D-32-32SMWZF**	-32	2.1/2"-12	50	-32	117,0	4.61	45,0	1.77	43,0	1.69	75	65	1,380	3.042
26711D-24-24SMWZF**	-24	1.7/8"-12	38	-24	110,0	4.33	42,0	1.65	32,0	1.26	60	46	0,665	1.466

* Denotes Style 1 design

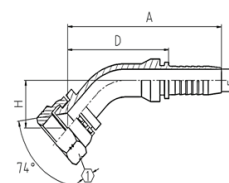
** Denotes Style 2 design

1. Same nipple configuration as 26711 with back up hex

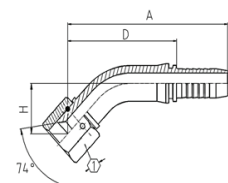
Eaton Winner Hose Fittings

JIC 37° Female 45° Elbow

For use with Hose: EC110, EC210, EC115, EC215



Style 1



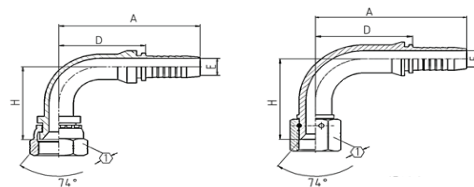
Style 2

#	Terminal				A		D		E Ø		H		1	2	Weight	
Part Number	End	Thread	Hose Size				Cut Off Factor									
	Dash Size		DN	Dash Size	mm	in	mm	in	mm	in	mm	in	mm	mm	kg	lb
26741-04-03ZF*	-04	7/16"-20	5	-03	54,0	2.13	32,5	1.28	3,0	0.12	12,1	0.48	14	--	0,029	0.064
26741-04-04ZF*	-04	7/16"-20	6	-04	63,1	2.48	35,1	1.38	4,0	0.16	13,0	0.51	14	--	0,035	0.077
26741-04-06ZF*	-04	7/16"-20	10	-06	65,2	2.57	35,2	1.39	7,0	0.28	13,1	0.52	14	--	0,036	0.079
26741-05-04ZF*	-05	1/2"-20	6	-04	63,6	2.50	35,6	1.40	4,0	0.16	13,5	0.53	17	--	0,038	0.084
26741-05-05ZF*	-05	1/2"-20	8	-05	65,7	2.59	37,7	1.48	5,5	0.22	14,4	0.57	17	--	0,050	0.110
26741-06-04ZF*	-06	9/16"-18	6	-04	63,6	2.50	35,6	1.40	4,0	0.16	13,5	0.53	19	--	0,045	0.099
26741-06-05ZF*	-06	9/16"-18	8	-05	65,7	2.59	37,7	1.48	5,5	0.22	14,4	0.57	19	--	0,056	0.123
26741-06-06ZF*	-06	9/16"-18	10	-06	68,8	2.71	38,8	1.53	7,0	0.28	14,8	0.58	19	--	0,062	0.137
26741-06-08ZF*	-06	9/16"-18	12	-08	70,8	2.79	39,3	1.55	10,0	0.39	14,8	0.58	19	--	0,064	0.141
26741-06-10ZF*	-06	9/16"-18	16	-10	75,8	2.98	41,8	1.65	12,0	0.47	14,8	0.58	19	--	0,068	0.150
26741-08-06ZF*	-08	3/4"-16	10	-06	70,2	2.76	40,2	1.58	7,0	0.28	16,2	0.64	22	--	0,080	0.176
26741-08-08ZF*	-08	3/4"-16	12	-08	76,8	3.02	45,3	1.78	10,0	0.39	19,0	0.75	22	--	0,105	0.231
26741-08-10ZF*	-08	3/4"-16	16	-10	87,7	3.45	53,7	2.11	12,0	0.47	21,4	0.84	22	--	0,120	0.265
26741-10-06ZF*	-10	7/8"-14	10	-06	71,6	2.82	41,6	1.64	7,0	0.28	17,6	0.69	27	--	0,092	0.203
26741-10-08ZF*	-10	7/8"-14	12	-08	78,2	3.08	46,7	1.84	10,0	0.39	20,4	0.80	27	--	0,120	0.265
26741-10-10ZF*	-10	7/8"-14	16	-10	88,4	3.48	54,4	2.14	12,0	0.47	22,1	0.87	27	--	0,146	0.322
26741-10-12ZF*	-10	7/8"-14	20	-12	98,4	3.87	58,9	2.32	15,0	0.59	22,1	0.87	27	--	0,170	0.375
26741-12-08ZF*	-12	1.1/16"-12	12	-08	81,9	3.22	50,4	1.98	10,0	0.39	21,1	0.83	32	--	01,40	0.309
26741-12-10ZF*	-12	1.1/16"-12	16	-10	89,1	3.51	55,1	2.17	12,0	0.47	22,8	0.90	32	--	0,202	0.445
26741-12-12ZF*	-12	1.1/16"-12	20	-12	97,8	3.85	59,3	2.33	15,0	0.59	24,2	0.95	32	--	0,240	0.529
26741-12-16ZF*	-12	1.1/16"-12	25	-16	117,3	4.62	70,3	2.77	21,0	0.83	24,2	0.95	32	--	0,278	0.613
26741-14-12ZF*	-14	1.3/16"-12	20	-12	98,6	3.88	60,1	2.37	15,0	0.59	24,2	0.95	36	--	0,230	0.507
26741-16-12ZF*	-16	1.5/16"-12	20	-12	99,4	3.91	60,9	2.40	15,0	0.59	25,0	0.98	41	--	0,346	0.763
26741-16-16ZF*	-16	1.5/16"-12	25	-16	121,3	4.78	74,3	2.93	21,0	0.83	28,7	1.13	41	--	0,400	0.882
26741-16-16WZF**	-16	1.5/16"-12	25	-16	120,5	4.74	73,5	2.89	21,0	0.83	28,0	1.10	41	--	0,452	0.996
26741-20-16WZF**	-20	1.5/8"-12	25	-16	123,6	4.87	76,6	3.02	21,0	0.83	31,1	1.22	50	--	0,536	1.182
26741-20-20WZF**	-20	1.5/8"-12	32	-20	150,3	5.92	96,3	3.79	27,0	1.06	35,5	1.40	50	--	0,650	1.433
26741-24-20WZF**	-24	1.7/8"-12	32	-20	140,6	5.54	86,6	3.41	27,0	1.06	35,9	1.41	60	--	0,780	1.720
26741-24-24WZF**	-24	1.7/8"-12	38	-24	182,8	7.20	114,8	4.52	32,0	1.26	44,1	1.74	60	--	1,122	2.474
26741-32-32WZF**	-32	2.1/2"-12	50	-32	207,9	8.19	135,9	5.35	43,0	1.69	51,6	2.03	75	--	2,076	4.577

* Denotes Style 1 design

** Denotes Style 2 design

Eaton Winner Hose Fittings



Style 1

Style 2

JIC 37° Female 90° Elbow

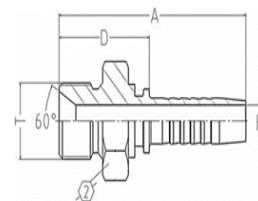
For use with Hose: EC110, EC210, EC115, EC215

#	Terminal				A		D Cut Off Factor		E Ø		H		1	2	Weight	
Part Number	End	Thread	Hose Size													
	Dash Size		DN	Dash Size	mm	in	mm	in	mm	in	mm	in	mm	mm	kg	lb
26791-04-03ZF*	-04	7/16"-20	5	-03	48,0	1.89	26,5	1.04	3,0	0.12	23,3	0.92	14	--	0,024	0.053
26791-04-04ZF*	-04	7/16"-20	6	-04	58,0	2.28	30,0	1.18	4,0	0.16	26,3	1.04	14	--	0,040	0.088
26791-04-05ZF*	-04	7/16"-20	8	-05	58,0	2.28	30,0	1.18	5,5	0.22	26,3	1.04	14	--	0,040	0.088
26791-04-06ZF*	-04	7/16"-20	10	-06	60,0	2.36	30,0	1.18	7,0	0.28	26,3	1.04	14	--	0,040	0.088
26791-05-04ZF*	-05	1/2"-20	6	-04	58,0	2.28	30,0	1.18	4,0	0.16	27,0	1.06	17	--	0,042	0.093
26791-05-05ZF*	-05	1/2"-20	8	-05	61,0	2.40	33,0	1.30	5,5	0.22	30,0	1.18	17	--	0,050	0.110
26791-05-06ZF*	-05	1/2"-20	10	-06	63,0	2.48	33,0	1.30	7,0	0.28	30,0	1.18	17	--	0,055	0.121
26791-06-04ZF*	-06	9/16"-18	6	-04	58,0	2.28	30,0	1.18	4,0	0.16	27,0	1.06	19	--	0,048	0.106
26791-06-05ZF*	-06	9/16"-18	8	-05	61,0	2.40	33,0	1.30	5,5	0.22	30,0	1.18	19	--	0,062	0.137
26791-06-06ZF*	-06	9/16"-18	10	-06	64,5	2.54	34,5	1.36	7,0	0.28	31,5	1.24	19	--	0,070	0.154
26791-06-08ZF*	-06	9/16"-18	12	-08	69,5	2.74	38,0	1.50	10,0	0.39	31,5	1.24	19	--	0,070	0.154
26791-08-04ZF*	-08	3/4"-16	6	-04	58,0	2.28	30,0	1.18	4,0	0.16	29,0	1.14	22	--	0,063	0.139
26791-08-06ZF*	-08	3/4"-16	10	-06	64,5	2.54	34,5	1.36	7,0	0.28	33,5	1.32	22	--	0,088	0.194
26791-08-08ZF*	-08	3/4"-16	12	-08	71,0	2.80	39,5	1.56	10,0	0.39	40,0	1.57	22	--	0,118	0.260
26791-08-10ZF*	-08	3/4"-16	16	-10	81,5	3.21	45,5	1.79	12,0	0.47	40,0	1.57	22	--	0,124	0.273
26791-08-12ZF*	-08	3/4"-16	20	-12	86,5	3.41	48,0	1.89	15,0	0.59	40,0	1.57	22	--	0,134	0.295
26791-10-06ZF*	-10	7/8"-14	10	-06	66,5	2.62	36,5	1.44	7,0	0.28	34,5	1.36	27	--	0,100	0.220
26791-10-08ZF*	-10	7/8"-14	12	-08	71,0	2.80	39,5	1.56	10,0	0.39	42,0	1.65	27	--	0,132	0.291
26791-10-10ZF*	-10	7/8"-14	16	-10	83,0	3.27	49,0	1.93	12,0	0.47	47,5	1.87	27	--	0,190	0.419
26791-10-12ZF*	-10	7/8"-14	20	-12	92,0	3.62	53,5	2.11	15,0	0.59	47,5	1.87	27	--	0,196	0.432
26791-12-08ZF*	-12	1.1/16"-12	12	-08	75,0	2.95	43,5	1.71	10,0	0.39	43,0	1.69	32	--	0,150	0.331
26791-12-10ZF*	-12	1.1/16"-12	16	-10	83,0	3.27	49,0	1.93	12,0	0.47	49,0	1.93	32	--	0,226	0.498
26791-12-12ZF*	-12	1.1/16"-12	20	-12	93,0	3.66	54,5	2.15	15,0	0.59	53,5	2.11	32	--	0,300	0.661
26791-12-16ZF*	-12	1.1/16"-12	25	-16	112,5	4.43	65,5	2.58	21,0	0.83	53,5	2.11	32	--	0,320	0.705
26791-14-12ZF*	-14	1.3/16"-12	20	-12	93,8	3.69	55,3	2.18	15,0	0.59	53,5	2.11	36	--	0,230	0.507
26791-16-12ZF*	-16	1.5/16"-12	20	-12	93,8	3.69	55,3	2.18	15,0	0.59	53,6	2.11	41	--	0,408	0.899
26791-16-16ZF*	-16	1.5/16"-12	25	-16	118,0	4.65	71,0	2.80	21,0	0.83	66,1	2.60	41	--	0,460	1.014
26791-16-20ZF*	-16	1.5/16"-12	32	-20	135,0	5.31	81,0	3.19	27,0	1.06	66,1	2.60	41	--	0,576	1.270
26791-20-16WZF**	-20	1.5/8"-12	25	-16	118,0	4.65	71,0	2.80	21,0	0.83	69,5	2.74	50	--	0,630	1.389
26791-20-20WZF**	-20	1.5/8"-12	32	-20	135,5	5.33	81,5	3.21	27,0	1.06	80,0	3.15	50	--	0,784	1.728
26791-24-20WZF**	-24	1.7/8"-12	32	-20	135,5	5.33	81,5	3.21	27,0	1.06	81,5	3.21	60	--	0,860	1.896
26791-24-24WZF**	-24	1.7/8"-12	38	-24	177,4	6.98	109,4	4.31	32,0	1.26	94,0	3.70	60	--	1,386	3.056
26791-32-32WZF**	-32	2.1/2"-12	50	-32	205,1	8.07	133,1	5.24	43,0	1.69	121,8	4.80	75	--	2,600	5.732

* Denotes Style 1 design






** Denotes Style 2 design

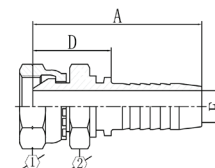
Eaton Winner Hose Fittings



BSP 60° Cone Male Rigid






For use with Hose: EC110, EC210, EC115, EC215

<div>#</div> <div>Part Number</div>	<div>Terminal</div> <div>End</div>	<div></div> <div>Thread</div>	<div></div> <div>Hose Size</div>		A		D Cut Off Factor		E Ø		<div></div>	<div></div>	<div></div> <div>Weight</div>	
	Dash Size		DN	Dash Size	mm	in	mm	in	mm	in	mm	mm	kg	lb
12611A-02-04ZF	-02	G1/8"x28	6	-04	50,5	1.99	22,5	0.89	4,0	0.16	--	14,0	0,020	0.044
12611A-04-04ZF	-04	G1/4"x19	6	-04	52,5	2.07	24,5	0.96	4,0	0.16	--	19,0	0,030	0.066
12611A-06-04ZF	-06	G3/8"x19	6	-04	56,0	2.20	28,0	1.10	4,0	0.16	--	22,0	0,045	0.099
12611A-06-05ZF	-06	G3/8"x19	8	-05	56,0	2.20	28,0	1.10	5,5	0.22	--	22,0	0,052	0.114
12611A-06-06ZF	-06	G3/8"x19	10	-06	58,0	2.28	28,0	1.10	7,0	0.28	--	22,0	0,050	0.110
12611A-06-08ZF	-06	G3/8"x19	12	-08	60,0	2.36	28,5	1.12	10,0	0.39	--	22,0	0,058	0.128
12611A-08-06ZF	-08	G1/2"x14	10	-06	63,0	2.48	33,0	1.30	7,0	0.28	--	27,0	0,082	0.180
12611A-08-08ZF	-08	G1/2"x14	12	-08	64,5	2.54	33,0	1.30	10,0	0.39	--	27,0	0,090	0.198
12611A-10-10ZF	-10	G5/8"x14	16	-10	69,5	2.74	35,5	1.40	12,0	0.47	--	30,0	0,121	0.266
12611A-12-12ZF	-12	G3/4"x14	20	-12	76,0	2.99	37,5	1.48	15,0	0.59	--	32,0	0,150	0.330
12611A-16-12ZF	-16	G1"x11	20	-12	81,0	3.19	42,5	1.67	15,0	0.59	--	41,0	0,230	0.506
12611A-16-16ZF	-16	G1"x11	25	-16	90,5	3.56	43,5	1.71	21,0	0.83	--	41,0	0,253	0.557
12611A-20-20ZF	-20	G1.1/4"x11	32	-20	100,0	3.94	46,5	1.83	27,0	1.06	--	50,0	0,406	0.893
12611A-24-24ZF	-24	G1.1/2"x11	40	-24	117,0	4.61	49,0	1.93	32,0	1.26	--	55,0	0,554	1.219



BSP 60° Cone Female Swivel

For use with Hose: EC110, EC210, EC115, EC215

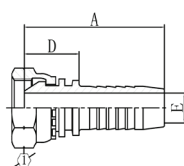
# Part Number	Terminal End	 Thread	 Hose Size		A		D Cut Off Factor		E Ø		 1	 2	 Weight	
	Dash Size		DN	Dash Size	mm	in	mm	in	mm	in	mm	mm	kg	lb
22611D-04-04ZF	-04	G1/4"X19	6	-04	51,5	2.03	32,5	1.28	4,0	0.16	19	19	0,044	0.097
22611D-06-06ZF	-06	G3/8"X19	10	-06	56,5	2.22	26,5	1.04	7,0	0.28	22	22	0,065	0.143
22611D-08-08ZF	-08	G1/2"X14	12	-08	62,5	2.46	31,0	1.22	10,0	0.39	27	27	0,120	0.264
22611D-12-12ZF	-12	G3/4"X14	20	-12	72,0	2.83	33,5	1.32	15,0	0.59	32	32	0,190	0.418
22611D-16-16ZF	-16	G1"X11	25	-16	82,5	3.25	35,5	1.40	21,0	0.83	41	41	0,296	0.651

1. Same nipple configuration as 26611 with back up hex

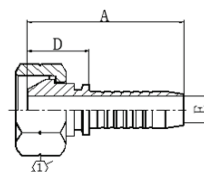
Eaton Winner Hose Fittings

BSP 60° Cone Female Swivel

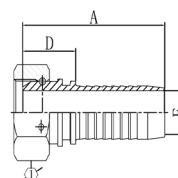
For use with Hose: EC110, EC210,
EC115, EC215








Style 1



Style 2



Style 3

<div>#</div> <div>Part Number</div>	<div>Terminal</div> <div>End</div>	<div></div> <div>Thread</div>	<div></div> <div>Hose Size</div>		A		D Cut Off Factor		E Ø		<div></div>	<div></div>	<div></div> <div>Weight</div>	
	Dash Size		DN	Dash Size	mm	in	mm	in	mm	in	mm	mm	kg	lb
22611-04-04ZF*	-04	G1/4"X19	6	-04	46,0	1.81	18,0	0.71	4,0	0.16	19	--	0,032	0.070
22611-04-05ZF*	-04	G1/4"X19	8	-05	46,0	1.81	18,0	0.71	5,0	0.20	19	--	0,035	0.077
22611-04-06ZF*	-04	G1/4"X19	10	-06	48,0	1.89	18,0	0.71	7,0	0.28	19	--	0,040	0.088
22611-06-05ZF*	-06	G3/8"X19	8	-05	47,0	1.85	19,0	0.75	5,5	0.22	22	--	0,044	0.097
22611-06-06ZF*	-06	G3/8"X19	10	-06	49,5	1.95	19,5	0.77	7,0	0.28	22	--	0,046	0.101
22611-06-08ZF*	-06	G3/8"X19	12	-08	51,0	2.01	19,5	0.77	10,0	0.39	22	--	0,060	0.132
22611-08-08ZF*	-08	G1/2"X14	12	-08	53,0	2.09	21,5	0.85	10,0	0.39	27	--	0,078	0.172
22611-08-10ZF*	-08	G1/2"X14	16	-10	56,5	2.22	22,5	0.89	12,0	0.47	27	--	0,092	0.202
22611-10-08ZF*	-10	G5/8"X14	12	-08	53,5	2.11	22,0	0.87	10,0	0.39	30	--	0,100	0.220
22611-10-10ZF*	-10	G5/8"X14	16	-10	57,0	2.24	23,0	0.91	12,0	0.47	30	--	0,114	0.251
22611-12-10ZF*	-12	G3/4"X14	16	-10	57,5	2.26	23,5	0.93	12,0	0.47	32	--	0,126	0.277
22611-12-12ZF*	-12	G3/4"X14	20	-12	62,5	2.46	24,0	0.94	15,0	0.59	32	--	0,132	0.290
22611-16-16ZF*	-16	G1"X11	25	-16	74,0	2.91	27,0	1.06	21,0	0.83	41	--	0,226	0.497
22611-06-04TZF**	-06	G3/8"X19	6	-04	45,5	1.79	17,5	0.69	4,0	0.16	22	--	0,050	0.110
22611-08-06TZF**	-08	G1/2"X14	10	-06	48,5	1.91	18,5	0.73	7,0	0.28	27	--	0,080	0.176
22611-12-08TZF**	-12	G3/4"X14	12	-08	51,5	2.03	20,0	0.79	10,0	0.39	32	--	0,130	0.286
22611-16-12TZF**	-16	G1"X11	20	-12	61,5	2.42	23,0	0.91	15,0	0.59	41	--	0,220	0.484
22611-20-16TZF**	-20	G1.1/4"X11	25	-16	74,0	2.91	27,0	1.06	21,0	0.83	50	--	0,350	0.770
22611-24-20TZF**	-24	G1.1/2"X11	32	-20	83,5	3.29	29,5	1.16	27,0	1.06	55	--	0,466	1.025
22611-20-20WZF***	-20	G1.1/4"X11	32	-20	84,5	3.33	30,5	1.20	27,0	1.06	50	--	0,406	0.893
22611-24-24WZF***	-24	G1.1/2"X11	40	-24	100,0	3.94	32,0	1.26	32,0	1.26	55	--	0,546	1.201
22611-32-32WZF***	-32	G2"X11	50	-32	103,0	4.06	31,0	1.22	43,0	1.69	70	--	0,960	2.112

* Denotes Style 1 design

** Denotes Style 2 design

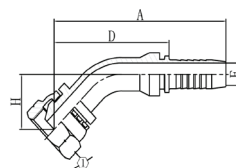
*** Denotes Style 3 design

1. Same nipple configuration as 22611D without back up hex

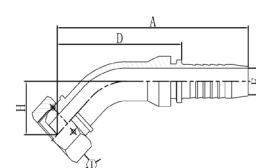
Eaton Winner Hose Fittings

BSP 60° Cone Female 45° Elbow

For use with Hose: EC110, EC210, EC115, EC215



Style 1



Style 2

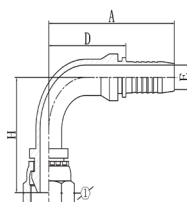
#	Terminal				A		D		E Ø		H		1	2	Weight	
Part Number	End	Thread	Hose Size				Cut Off Factor									
	Dash Size		DN	Dash Size	mm	in	mm	in	mm	in	mm	in	mm	mm	kg	lb
22641-04-04ZF*	-04	G1/4"X19	6	-04	70,3	2.77	42,3	1.67	4,0	0.16	20,2	0.80	19	--	0,046	0.101
22641-06-04ZF*	-06	G3/8"X19	6	-04	71,2	2.80	43,2	1.70	4,0	0.16	21,1	0.83	22	--	0,055	0.121
22641-06-06ZF*	-06	G3/8"X19	10	-06	76,9	3.03	46,9	1.85	7,0	0.28	22,6	0.89	22	--	0,070	0.154
22641-08-06ZF	-06	G1/2"X14	10	-06	76,7	3.02	46,7	1.84	7,0	0.28	22,5	0.89	27	--	0,104	0.229
22641-08-08ZF*	-08	G1/2"X14	12	-08	92,6	3.65	61,1	2.41	10,0	0.39	26,1	1.03	27	--	0,130	0.286
22641-10-10ZF*	-10	G5/8"X14	16	-10	106,1	4.18	72,1	2.84	12,0	0.47	27,8	1.09	30	--	0,196	0.431
22641-12-12ZF*	-12	G3/4"X14	20	-12	117,1	4.61	78,6	3.09	15,0	0.59	31,8	1.25	32	--	0,285	0.627
22641-16-16ZF*	-16	G1"X11	25	-16	135,4	5.33	88,4	3.48	21,0	0.83	34,2	1.35	41	--	0,402	0.884
22641-20-20WZF**	-20	G1.1/4"X11	32	-20	152,8	6.02	98,8	3.89	27,0	1.06	38,0	1.50	50	--	0,650	1.430
22641-24-24WZF**	-24	G1.1/2"X11	40	-24	184,2	7.25	116,2	4.57	32,0	1.26	45,5	1.79	55	--	1,095	2.409
22641-32-32WZF**	-32	G2"X11	50	-32	207,7	8.18	135,7	5.34	43,0	1.69	52,7	2.07	70	--	1,898	4.176

* Denotes Style 1 design

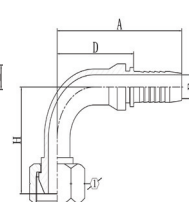
** Denotes Style 2 design

BSP 60° Cone Female 90° Elbow

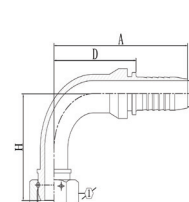
For use with Hose: EC110, EC210, EC115, EC215



Style 1



Style 2



Style 3

#	Terminal				A		D		E Ø		H		1	2	Weight	
Part Number	End	Thread	Hose Size				Cut Off Factor									
	Dash Size		DN	Dash Size	mm	in	mm	in	mm	in	mm	in	mm	mm	kg	lb
22691-04-04ZF*	-04	G1/4"X19	6	-04	58,0	2.28	30,0	1.18	4,0	0.16	36,5	1.44	19	--	0,048	0.106
22691-04-05ZF*	-04	G1/4"X19	8	-05	61,0	2.40	33,0	1.30	5,5	0.22	39,5	1.56	19	--	0,060	0.132
22691-04-06ZF*	-04	G1/4"X19	10	-06	60,0	2.36	30,0	1.18	7,0	0.28	36,5	1.44	19	--	0,055	0.121
22691-06-04TZF*	-06	G3/8"X19	6	-04	58,0	2.28	30,0	1.18	4,0	0.16	35,7	1.41	22	--	0,070	0.154
22691-06-06ZF*	-06	G3/8"X19	10	-06	65,3	2.57	35,3	1.39	7,0	0.28	43,0	1.69	22	--	0,080	0.176
22691-06-08ZF*	-06	G3/8"X19	12	-08	72,5	2.85	41,0	1.61	10,0	0.39	49,2	1.94	22	--	0,126	0.277
22691-08-06TZF*	-08	G1/2"X14	10	-06	65,3	2.57	35,3	1.39	7,0	0.28	41,8	1.65	27	--	0,115	0.253
22691-08-08ZF*	-08	G1/2"X14	12	-08	72,5	2.85	41,0	1.61	10,0	0.39	51,0	2.01	27	--	0,134	0.293
22691-10-08ZF*	-10	G5/8"X14	12	-08	72,5	2.85	41,0	1.61	10,0	0.39	51,5	2.03	30	--	0,160	0.352
22691-10-10ZF*	-10	G5/8"X14	16	-10	90,0	3.54	56,0	2.20	12,0	0.47	56,0	2.20	30	--	0,218	0.480
22691-12-10ZF*	-12	G3/4"X14	16	-10	90,0	3.54	56,0	2.20	12,0	0.47	56,6	2.23	32	--	0,228	0.502
22691-12-12ZF*	-12	G3/4"X14	20	-12	103,4	4.07	64,9	2.56	15,0	0.59	66,0	2.60	32	--	0,330	0.726
22691-16-12TZF**	-16	G1"X11	20	-12	104,0	4.09	65,5	2.58	15,0	0.59	63,8	2.51	41	--	0,360	0.660
22691-16-16ZF*	-16	G1"X11	25	-16	123,7	4.87	76,7	3.02	21,0	0.83	73,8	2.91	41	--	0,495	1.089
22691-20-20WZF***	-20	G1.1/4"X11	32	-20	145,5	5.73	91,5	3.60	27,0	1.06	84,3	3.32	50	--	0,775	1.705
22691-24-24WZF***	-24	G1.1/2"X11	40	-24	177,4	6.98	109,4	4.31	32,0	1.26	103,0	4.06	55	--	1,395	3.069
22691-32-32WZF***	-32	G2"X11	50	-32	203,8	8.02	131,8	5.19	43,0	1.69	123,3	4.85	70	--	2,360	5.192

* Denotes Style 1 design

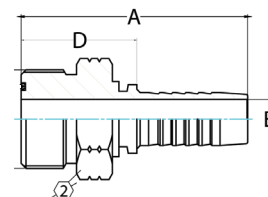
** Denotes Style 2 design






*** Denotes Style 3 design

Eaton Winner Hose Fittings

ORS Male Rigid

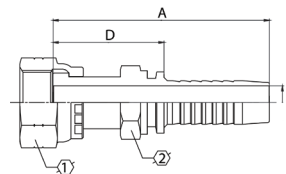
For use with Hose: EC110, EC210, EC115, EC215



# Part Number	Terminal End	 Thread	 Hose Size		A		D Cut Off Factor		E Ø				 Weight	
			DN	Dash Size	mm	in	mm	in	mm	in	mm	mm	kg	lb
14211-04-04ZF	-04	9/16"x18	6	-04	50,5	1.99	22,5	0.89	4,0	0.16	--	17	0,030	0.066
14211-06-04ZF	-06	11/16"x16	6	-04	52,0	2.05	24,0	0.94	4,0	0.16	--	19	0,038	0.084
14211-06-06ZF	-06	11/16"x16	10	-06	54,0	2.13	24,0	0.94	6,7	0.26	--	19	0,040	0.088
14211-08-06ZF	-08	13/16"x16	10	-06	57,5	2.26	27,5	1.08	7,0	0.28	--	22	0,060	0.132
14211-08-08ZF	-08	13/16"x16	12	-08	60,0	2.36	28,5	1.12	9,6	0.38	--	22	0,070	0.154
14211-10-08ZF	-10	1"x14	12	-08	64,0	2.52	32,5	1.28	10,0	0.39	--	27	0,108	0.238
14211-10-10ZF	-10	1"x14	16	-10	67,5	2.66	33,5	1.32	12,0	0.47	--	27	0,120	0.264
14211-12-08ZF	-12	1.3/16"x12	12	-08	67,0	2.64	35,5	1.40	10,0	0.39	--	32	0,148	0.326
14211-12-10ZF	-12	1.3/16"x12	16	-10	70,0	2.76	36,0	1.42	12,0	0.47	--	32	0,164	0.361
14211-12-12ZF	-12	1.3/16"x12	20	-12	75,0	2.95	36,5	1.44	15,0	0.59	--	32	0,172	0.378
14211-16-12ZF	-16	1.7/16"x12	20	-12	75,5	2.97	37,0	1.46	15,0	0.59	--	38	0,255	0.561
14211-16-16ZF	-16	1.7/16"x12	25	-16	85,5	3.37	38,5	1.52	20,6	0.81	--	38	0,248	0.546
14211-20-20ZF	-20	1.11/16"x12	32	-20	95,5	3.76	41,5	1.63	26,0	1.02	--	46	0,400	0.880
14211-24-24ZF	-24	2"x12	40	-24	114,5	4.51	46,5	1.83	32,0	1.26	--	55	0,624	1.373

ORS Female Swivel

For use with Hose: EC110, EC210, EC115, EC215



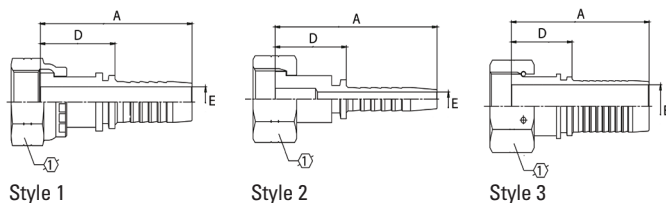
# Part Number	Terminal End	 Thread	 Hose Size		A		D Cut Off Factor		E Ø				 Weight	
			DN	Dash Size	mm	in	mm	in	mm	in	mm	mm	kg	lb
24211D-04-04SMZF	-04	9/16"x18	6	-04	55,5	2.19	27,5	1.08	4,0	0.16	19	14	0,041	0.090
24211D-06-06SMZF	-06	11/16"x16	10	-06	60,0	2.36	30,0	1.18	7,0	0.28	22	17	0,060	0.132
24211D-08-08SMZF	-08	13/16"x16	12	-08	65,0	2.56	33,5	1.32	10,0	0.39	27	19	0,096	0.212
24211D-10-10SMZF	-10	1"x14	16	-10	74,0	2.91	40,0	1.57	12,0	0.47	30	24	0,140	0.309
24211D-12-12SMZF	-12	1.3/16"x12	20	-12	83,8	3.30	45,3	1.78	15,0	0.59	36	30	0,195	0.430
24211D-16-16SMZF	-16	1.7/16"x12	25	-16	95,5	3.76	48,5	1.91	21,0	0.83	41	32	0,260	0.573






1. Same nipple configuration as 24211 with back up hex

Eaton Winner Hose Fittings

ORS Female Swivel

For use with Hose: EC110, EC210,
EC115, EC215



# Part Number	Terminal End	 Thread	 Hose Size		A		D Cut Off Factor		E Ø				 Weight	
			DN	Dash Size	mm	in	mm	in	mm	in	mm	mm	kg	lb
24211-04-04ZF*	-04	9/16"×18	6	-04	50,5	1.99	22,5	0.89	4,0	0.16	19	--	0,034	0.075
24211-04-06ZF*	-04	9/16"×18	10	-06	52,5	2.07	22,5	0.89	7,0	0.28	19	--	0,043	0.095
24211-06-04TZF**	-06	11/16"×16	6	-04	51,5	2.03	23,5	0.93	4,0	0.16	22	--	0,060	0.132
24211-06-05TZF**	-06	11/16"×16	8	-05	51,5	2.03	23,5	0.93	5,5	0.22	22	--	0,065	0.143
24211-06-06ZF*	-06	11/16"×16	10	-06	55,5	2.19	25,5	1	7,0	0.28	22	--	0,055	0.121
24211-08-06TZF**	-08	13/16"×16	10	-06	55,0	2.17	25,0	0.98	7,0	0.28	27	--	0,095	0.209
24211-08-08ZF*	-08	13/16"×16	12	-08	59,5	2.34	28,0	1.1	10,0	0.39	27	--	0,086	0.19
24211-10-08TZF**	-10	1"×14	12	-08	61,0	2.4	29,5	1.16	10,0	0.39	30	--	0,130	0.287
24211-10-10ZF*	-10	1"×14	16	-10	67,0	2.64	33,0	1.3	12,0	0.47	30	--	0,120	0.265
24211-10-12ZF*	-10	1"×14	20	-12	72,0	2.83	33,5	1.32	15,0	0.59	30	--	0,146	0.322
24211-12-08TZF**	-12	1.3/16"×12	12	-08	62,0	2.44	30,5	1.2	10,0	0.39	36	--	0,185	0.408
24211-12-10TZF**	-12	1.3/16"×12	16	-10	65,5	2.58	31,5	1.24	12,0	0.47	36	--	0,210	0.463
24211-12-12ZF*	-12	1.3/16"×12	20	-12	73,5	2.89	35,0	1.38	15,0	0.59	36	--	0,195	0.43
24211-12-16ZF*	-12	1.3/16"×12	25	-16	83,0	3.27	36,0	1.42	21,0	0.83	36	--	0,236	0.52
24211-16-12TZF**	-16	1.7/16"×12	20	-12	73,5	2.89	35,0	1.38	15,0	0.59	41	--	0,250	0.551
24211-16-16TZF**	-16	1.7/16"×12	25	-16	82,0	3.23	35,0	1.38	21,0	0.83	41	--	0,260	0.573
24211-20-16TZF***	-20	1.11/16"×12	25	-16	81,5	3.21	34,5	1.36	21,0	0.83	50	--	0,385	1.849
24211-20-20WZF***	-20	1.11/16"×12	32	-20	96,5	3.8	42,5	1.67	27,0	1.06	50	--	0,464	1.023
24211-24-24TZF**	-24	2"×12	40	-24	104,0	4.09	36,0	1.42	32,0	1.26	60	--	0,660	1.455

* Denotes Style 1 design

** Denotes Style 2 design

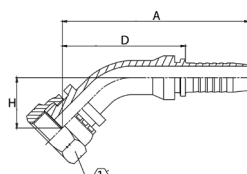
*** Denotes Style 3 design

1. Same nipple configuration as 24211D without back up hex

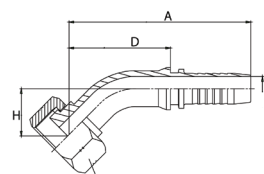
Eaton Winner Hose Fittings

ORS Female 45° Elbow

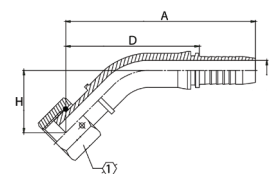
For use with Hose: EC110, EC210, EC115, EC215








Style 1



Style 2



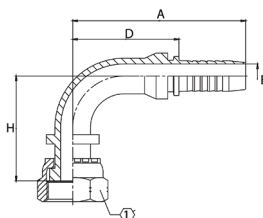
Style 3

# Part Number	Terminal End	 Thread	 Hose Size		A		D Cut Off Factor		E Ø		H				 Weight	
	Dash Size		DN	Dash Size	mm	in	mm	in	mm	in	mm	in	mm	mm	kg	lb
24241-04-04ZF*	-04	9/16"×18	6	-04	73,5	2.89	45,5	1.79	4,0	0.16	23,4	0.92	19	--	0,046	0.101
24241-04-06ZF*	-04	9/16"×18	10	-06	75,6	2.98	45,6	1.80	7,0	0.28	23,4	0.92	19	--	0,056	0.123
24241-06-04TZF**	-06	11/16"×16	6	-04	68,9	2.71	40,9	1.61	4,0	0.16	18,8	0.74	22	--	0,070	0.154
24241-06-06ZF*	-06	11/16"×16	10	-06	81,3	3.20	51,3	2.02	7,0	0.28	27,1	1.07	22	--	0,078	0.172
24241-06-08ZF*	-06	11/16"×16	12	-08	95,7	3.77	64,2	2.53	10,0	0.39	29,3	1.15	22	--	0,132	0.291
24241-08-06TZF**	-08	13/16"×16	10	-06	74,6	2.94	44,6	1.76	7,0	0.28	20,3	0.80	27	--	0,110	0.243
24241-08-08ZF*	-08	13/16"×16	12	-08	97,2	3.83	65,7	2.59	10,0	0.39	30,7	1.21	27	--	0,100	0.220
24241-10-08TZF**	-10	1"×14	12	-08	89,7	3.53	58,2	2.29	10,0	0.39	23,3	0.92	30	--	0,162	0.357
24241-10-10ZF*	-10	1"×14	16	-10	113,2	4.46	79,2	3.12	12,0	0.47	34,9	1.37	30	--	0,210	0.463
24241-10-12ZF*	-10	1"×14	20	-12	124,4	4.90	85,9	3.38	15,0	0.59	38,5	1.52	30	--	0,326	0.719
24241-12-08TZF**	-12	1.3/16"×12	12	-08	89,7	3.53	58,2	2.29	10,0	0.39	23,3	0.92	36	--	0,210	0.463
24241-12-12ZF*	-12	1.3/16"×12	20	-12	125,5	4.94	87,0	3.43	15,0	0.59	39,5	1.56	36	--	0,350	0.772
24241-12-16TZF*	-12	1.3/16"×12	25	-16	139,3	5.48	92,3	3.63	21,0	0.83	41,0	1.61	36	--	0,524	1.155
24241-16-16ZF*	-16	1.7/16"×12	25	-16	131,1	5.16	84,1	3.31	21,0	0.83	29,7	1.17	41	--	0,423	0.933
24241-20-20WZF***	-20	1.11/16"×12	32	-20	165,2	6.50	111,2	4.38	27,0	1.06	49,0	1.93	50	--	0,740	1.631
24241-24-24TZF**	-24	2"×12	40	-24	176,5	6.95	108,5	4.27	32,0	1.26	37,7	1.48	60	--	1,236	2.725

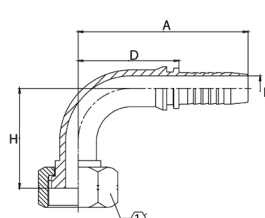
* Denotes Style 1 design

** Denotes Style 2 design

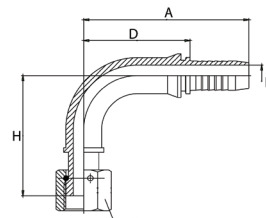
*** Denotes Style 3 design



Style 1








Style 2



Style 3

ORS Female 90° Elbow

For use with Hose: EC110, EC210, EC115, EC215

# Part Number	Terminal End	 Thread	 Hose Size		A		D Cut Off Factor		E Ø		H				 Weight	
	Dash Size		DN	Dash Size	mm	in	mm	in	mm	in	mm	in	mm	mm	kg	lb
24291-04-04ZF*	-04	9/16"×18	6	-04	58,0	2.28	30,0	1.18	4,0	0.16	41,0	1.61	19	--	0,052	0.115
24291-06-04TZF**	-06	11/16"×16	6	-04	58,0	2.28	30,0	1.18	4,0	0.16	34,5	1.36	22	--	0,065	0.143
24291-06-06ZF*	-06	11/16"×16	10	-06	65,3	2.57	35,3	1.39	7,0	0.28	42,5	0.17	22	--	0,090	0.198
24291-06-08ZF*	-06	11/16"x16	10	-06	67,3	2.65	35,8	1.41	10,0	0.39	49,3	1.94	22	--	0,098	0.216
24291-08-06TZF**	-08	13/16"×16	10	-06	65,3	2.57	35,3	1.39	7,0	0.28	39,8	1.56	27	--	0,120	0.265
24291-08-08ZF*	-08	13/16"×16	12	-08	72,5	2.85	41,0	1.61	10,0	0.39	57,5	2.26	27	--	0,145	0.320
24291-10-08TZF**	-10	1"×14	12	-08	72,5	2.85	41,0	1.61	10,0	0.39	46,0	1.81	30	--	0,174	0.384
24291-10-10ZF*	-10	1"×14	16	-10	90,0	3.54	56,0	2.20	12,0	0.47	66,0	2.60	30	--	0,235	0.518
24291-10-12ZF*	-10	1"×14	20	-12	95,5	3.76	57,0	2.24	15,0	0.59	66,0	2.60	30	--	0,282	0.622
24291-12-12ZF*	-12	1.3/16"×12	20	-12	104,0	4.09	65,5	2.58	15,0	0.59	77,0	3.03	36	--	0,390	0.860
24291-12-08TZF**	-12	1.3/16"x12	12	-8	84,0	3.31	52,5	2.07	10,0	0.39	51,5	2.03	36	--	0,282	0.622
24291-16-12TZF**	-16	1.7/16"x12	20	-12	104,0	4.09	65,5	2.58	15,0	0.59	63,0	2.48	41	--	0,410	0.904
24291-16-16TZF**	-16	1.7/16"×12	25	-16	123,9	4.88	76,9	3.03	21,0	0.83	67,5	2.66	41	--	0,504	1.111
24291-20-16TZF**	-20	1.11/16"×12	25	-16	123,7	4.87	76,7	3.02	21,0	0.83	67,5	2.66	50	--	0,622	1.371
24291-20-20WZF***	-20	1.11/16"×12	32	-20	147,0	5.79	93,0	3.66	27,0	1.06	100,0	3.94	50	--	0,862	1.900
24291-24-24TZF**	-24	2"×12	40	-24	177,4	6.98	109,4	4.31	32,0	1.26	92,0	3.62	60	--	1,372	3.025

* Denotes Style 1 design

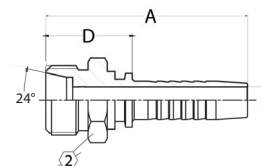
** Denotes Style 2 design






*** Denotes Style 3 design

Eaton Winner Hose Fittings

DIN 24° Male Rigid (DKO Light)

For use with Hose: EC110, EC210, EC115, EC215



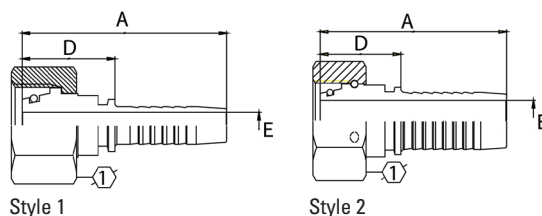
# Part Number	Terminal End	 Thread	 Hose Size		A		D Cut Off Factor		E Ø				 Weight	
			DN	Dash Size	mm	in	mm	in	mm	in	mm	mm	kg	lb
10411-12-04ZF	-12	M12x1.5	6	-04	48,5	1.91	20,5	0.81	4,0	0.16	--	12	0,015	0.033
10411-14-04ZF	-14	M14x1.5	6	-04	48,5	1.91	20,5	0.81	4,0	0.16	--	14	0,020	0.044
10411-14-05ZF	-14	M14x1.5	8	-05	49,5	1.95	21,5	0.85	5,5	0.22	--	14	0,020	0.044
10411-16-04ZF	-16	M16x1.5	6	-04	50,5	1.99	22,5	0.89	4,0	0.16	--	17	0,025	0.055
10411-16-05ZF	-16	M16x1.5	8	-05	50,5	1.99	22,5	0.89	5,5	0.22	--	17	0,025	0.055
10411-16-06ZF	-16	M16x1.5	10	-06	52,5	2.07	22,5	0.89	7,0	0.28	--	17	0,034	0.075
10411-18-04ZF	-18	M18x1.5	6	-04	51,5	2.03	23,5	0.93	4,0	0.16	--	19	0,030	0.066
10411-18-05ZF	-18	M18x1.5	8	-05	51,5	2.03	23,5	0.93	5,5	0.22	--	19	0,030	0.066
10411-18-06ZF	-18	M18x1.5	10	-06	52,5	2.07	22,5	0.89	7,0	0.28	--	19	0,035	0.077
10411-18-08ZF	-18	M18x1.5	12	-08	55,5	2.19	24,0	0.95	10,0	0.39	--	19	0,045	0.099
10411-22-06ZF	-22	M22x1.5	10	-06	54,5	2.15	24,5	0.96	7,0	0.28	--	24	0,050	0.110
10411-22-08ZF	-22	M22x1.5	12	-08	57,5	2.26	26,0	1.02	10,0	0.39	--	24	0,060	0.132
10411-26-08ZF	-26	M26x1.5	12	-08	58,0	2.28	26,5	1.04	10,0	0.39	--	27	0,076	0.167
10411-26-10ZF	-26	M26x1.5	16	-10	60,5	2.38	26,5	1.04	12,0	0.47	--	27	0,080	0.176
10411-30-12ZF	-30	M30x2	20	-12	68,5	2.70	30,0	1.18	15,0	0.59	--	32	0,122	0.268
10411-36-12ZF	-36	M36x2	20	-12	69,5	2.75	31,0	1.22	15,0	0.59	--	38	0,164	0.361
10411-36-16ZF	-36	M36x2	25	-16	78,5	3.09	31,5	1.24	21,0	0.83	--	38	0,178	0.392
10411-45-20ZF	-45	M45x2	32	-20	91,0	3.58	37,0	1.46	27,0	1.06	--	46	0,310	0.682
10411-52-24ZF	-52	M52x2	40	-24	106,0	4.17	38,0	1.50	32,0	1.26	--	55	0,460	1.012






Eaton Winner Hose Fittings

DIN 24° Female Swivel

(DKO Light)

For use with Hose: EC110, EC210,
EC115, EC215



<div>#</div> <div>Part Number</div>	<div>Terminal</div> <div>End</div>	<div></div> <div>Thread</div>	<div></div> <div>Hose Size</div>		A		<div>D</div> <div>Cut Off</div> <div>Factor</div>		E Ø		<div></div>	<div></div>	<div></div> <div>Weight</div>	
	Dash Size		DN	Dash Size	mm	in	mm	in	mm	in	mm	mm	kg	lb
20411-12-04WZF**	-12	M12X1.5	6	-04	50,0	1.97	22,5	0.89	4,0	0.16	17	--	0,032	0.071
20411-14-04WZF**	-14	M14X1.5	6	-04	50,5	1.99	22,5	0.89	4,0	0.16	17	--	0,030	0.066
20411-14-05WZF**	-14	M14X1.5	8	-05	50,5	1.99	22,5	0.89	5,5	0.22	17	--	0,032	0.071
20411-14-06WZF**	-14	M14X1.5	10	-06	53,0	2.09	23,0	0.91	7,0	0.28	17	--	0,035	0.077
20411-16-04TZF*	-16	M16X1.5	6	-04	48,5	1.91	20,5	0.81	4,0	0.16	19	--	0,032	0.071
20411-16-05WZF**	-16	M16X1.5	8	-05	50,0	1.97	22,0	0.87	5,5	0.22	19	--	0,038	0.084
20411-16-06WZF**	-16	M16X1.5	10	-06	53,5	2.11	23,5	0.93	7,0	0.28	19	--	0,044	0.097
20411-18-04TZF*	-18	M18X1.5	6	-04	52,5	2.07	24,5	0.96	4,0	0.16	22	--	0,047	0.104
20411-18-05TZF*	-18	M18X1.5	8	-05	52,5	2.07	24,5	0.96	5,5	0.22	22	--	0,055	0.121
20411-18-06TZF*	-18	M18X1.5	10	-06	57,5	2.26	27,5	1.08	7,0	0.28	22	--	0,055	0.121
20411-18-08WZF**	-18	M18X1.5	12	-08	56,0	2.2	24,5	0.96	10,0	0.39	22	--	0,064	0.141
20411-22-10WZF**	-22	M22X1.5	16	-10	60,0	2.36	26,0	1.02	12,0	0.47	27	--	0,105	0.231
20411-22-04TZF*	-22	M22X1.5	6	-04	54,5	2.15	26,5	1.04	4,0	0.16	27	--	0,075	0.165
20411-22-05TZF*	-22	M22X1.5	8	-05	54,5	2.15	26,5	1.04	5,5	0.22	27	--	0,078	0.172
20411-22-06TZF*	-22	M22X1.5	10	-06	56,5	2.22	26,5	1.04	7,0	0.28	27	--	0,084	0.185
20411-22-08TZF*	-22	M22X1.5	12	-08	60,5	2.38	29,0	1.14	10,0	0.39	27	--	0,076	0.168
20411-26-10TZF*	-26	M26X1.5	16	-10	64,0	2.52	30,0	1.18	12,0	0.47	32	--	0,120	0.265
20411-26-12WZF**	-26	M26X1.5	20	-12	67,0	2.64	27,5	1.08	15,0	0.59	32	--	0,145	0.32
20411-26-08TZF*	-26	M26X1.5	12	-08	59,0	2.32	27,5	1.08	10,0	0.39	32	--	0,118	0.26
20411-30-10TZF*	-30	M30X2	16	-10	65,0	2.56	31,0	1.22	12,0	0.47	36	--	0,150	0.331
20411-30-12TZF*	-30	M30X2	20	-12	72,5	2.85	34,0	1.34	15,0	0.59	36	--	0,185	0.408
20411-30-16WZF**	-30	M30X2	25	-16	77,5	3.05	30,5	1.2	21,0	0.83	36	--	0,212	0.467
20411-36-12TZF*	-36	M36X2	20	-12	71,5	2.81	33,0	1.3	15,0	0.59	41	--	0,205	0.452
20411-36-16WZF**	-36	M36X2	25	-16	77,0	3.03	30,0	1.18	21,0	0.83	41	--	0,235	0.518
20411-45-16TZF*	-45	M45X2	25	-16	84,0	3.31	37,0	1.46	21,0	0.83	50	--	0,433	0.955
20411-45-20TZF*	-45	M45X2	32	-20	91,5	3.6	37,5	1.48	27,0	1.06	50	--	0,485	1.069
20411-52-20TZF*	-52	M52X2	32	-20	92,5	3.64	38,5	1.52	27,0	1.06	60	--	0,500	1.102
20411-52-24TZF*	-52	M52X2	40	-24	106,5	4.19	38,5	1.52	32,0	1.26	60	--	0,620	1.367

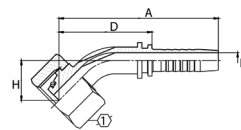
* Denotes Style 1 design

** Denotes Style 2 design

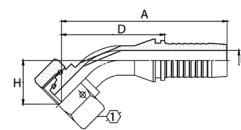
Eaton Winner Hose Fittings

DIN 24° Female 45° Elbow (DKO Light)






For use with Hose: EC110, EC210, EC115, EC215



Style 1



Style 2

# Part Number	Terminal End	 Thread	 Hose Size		A		D Cut Off Factor		E Ø		H				 Weight	
	Dash Size		DN	Dash Size	mm	in	mm	in	mm	in	mm	in	mm	mm	kg	lb
20441-12-04WZF**	-12	M12X1.5	6	-04	6	64,	2.52	36,0	1.42	4,0	0.16	15,1	17	--	0.040	0.088
20441-14-04WZF**	-14	M14X1.5	6	-04	8	66,1	2.60	38,1	1.50	4,0	0.16	16,0	17	--	0.040	0.088
20441-16-04TZF*	-16	M16X1.5	6	-04	10	66,1	2.60	38,1	1.50	4,0	0.16	16,0	19	--	0.050	0.088
20441-16-05WZF**	-16	M16X1.5	8	-05	10	68,3	2.69	40,3	1.59	5,5	0.22	17,0	19	--	0.054	0.119
20441-16-06WZF**	-16	M16X1.5	10	-06	10	70,3	2.77	40,3	1.59	7,0	0.28	17,0	19	--	0.058	0.128
20441-18-05TZF*	-18	M18X1.5	8	-05	12	68,3	2.69	40,3	1.59	5,5	0.22	17,0	22	--	0.070	0.154
20441-18-06TZF*	-18	M18X1.5	10	-06	12	75,	2.95	45,0	1.77	7,0	0.28	18,5	22	--	0.070	0.154
20441-18-08WZF**	-18	M18X1.5	12	-08	12	75,7	2.98	44,2	1.74	10,0	0.39	18,7	22	--	0.086	0.190
20441-22-10WZF**	-22	M22X1.5	16	-10	15	83,	3.27	49,0	1.93	12,0	0.47	22,2	27	--	0.125	0.276
20441-22-06TZF*	-22	M22X1.5	10	-06	15	72,	2.83	42,0	1.65	7,0	0.28	18,0	27	--	0.096	0.212
20441-22-08TZF*	-22	M22X1.5	12	-08	15	80,3	3.16	48,8	1.92	10,0	0.39	20,0	27	--	0.105	0.231
20441-26-10TZF*	-26	M26X1.5	16	-10	18	73,5	2.89	58,0	2.28	12,0	0.47	23,5	32	--	0.178	0.392
20441-26-12WZF**	-26	M26X1.5	20	-12	18	99,9	3.93	61,4	2.42	15,0	0.59	24,6	32	--	0.210	0.463
20441-26-08TZF*	-26	M26X1.5	12	-08	18	78,8	3.10	47,3	1.86	10,0	0.39	21,0	32	--	0.154	0.340
20441-30-10TZF*	-30	M30X2	16	-10	22	90,4	3.56	56,4	2.22	12,0	0.47	24,1	36	--	0.196	0.432
20441-30-12TZF*	-30	M30X2	20	-12	22	101,7	4.00	63,2	2.49	15,0	0.59	25,6	36	--	0.240	0.529
20441-36-12TZF*	-36	M36X2	20	-12	28	100,0	3.94	61,5	2.42	15,0	0.59	25,6	41	--	0.360	0.794
20441-36-16WZF**	-36	M36X2	25	-16	28	124,6	4.91	77,6	3.06	21,0	0.83	32,0	41	--	0.388	0.855
20441-45-16TZF*	-45	M45X2	25	-16	35	124,2	4.90	77,5	3.05	21,0	0.83	32,0	50	--	0.590	1.301
20441-45-20TZF*	-45	M45X2	32	-20	35	145,7	5.62	88,7	3.49	27,0	1.06	38,0	50	--	0.716	1.579
20441-52-20TZF*	-52	M52X2	32	-20	42	144,3	5.68	90,3	3.56	27,0	1.06	38,0	60	--	0.813	1.792
20441-52-24TZF*	-52	M52X2	40	-24	42	185,5	7.19	114,5	4.51	32,0	1.26	43,7	60	--	1.100	2.425

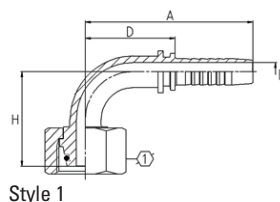
* Denotes Style 1 design

** Denotes Style 2 design

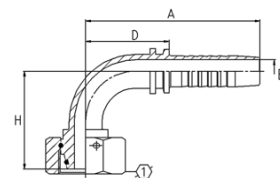
Eaton Winner Hose Fittings

DIN 24° Female 90° Elbow (DKO Light)






For use with Hose: EC110, EC210, EC115, EC215



Style 1



Style 2

# Part Number	Terminal End	 Thread	 Hose Size		A		D Cut Off Factor		E Ø		H				 Weight	
	Dash Size		DN	Dash Size	mm	in	mm	in	mm	in	mm	in	mm	mm	kg	lb
20491-12-04WZF**	-12	M12X1.5	6	-04	55,0	2.17	27,0	1.06	4,0	0.16	30,0	1.18	17	--	0,040	0.088
20491-14-04WZF**	-14	M14X1.5	6	-04	58,0	2.28	30,0	1.18	4,0	0.16	30,5	1.20	17	--	0,042	0.093
20491-14-05WZF**	-14	M14X1.5	8	-05	58,0	2.28	30,0	1.18	5,5	0.22	30,5	1.20	17	--	0,046	0.101
20491-14-06WZF**	-14	M14X1.5	10	-06	60,0	2.36	30,0	1.18	7,0	0.28	30,5	1.20	17	--	0,050	0.110
20491-16-04TZF*	-16	M16X1.5	6	-04	58,0	2.28	30,0	1.18	4,0	0.16	30,5	1.20	19	--	0,050	0.110
20491-16-05WZF**	-16	M16X1.5	8	-05	61,0	2.40	33,0	1.30	5,5	0.22	33,0	1.30	19	--	0,070	0.154
20491-16-06WZF**	-16	M16X1.5	10	-06	65,0	2.56	35,0	1.38	7,0	0.28	33,0	1.30	19	--	0,064	0.141
20491-18-04TZF*	-18	M18X1.5	6	-04	58,0	2.28	30,0	1.18	4,0	0.16	30,5	1.20	22	--	0,074	0.163
20491-18-05TZF*	-18	M18X1.5	8	-05	61,0	2.40	33,0	1.30	5,5	0.22	33,5	1.32	22	--	0,077	0.170
20491-18-06TZF*	-18	M18X1.5	10	-06	67,0	2.64	37,0	1.46	7,0	0.28	36,0	1.42	22	--	0,075	0.165
20491-18-08WZF**	-18	M18X1.5	12	-08	70,5	2.78	39,0	1.54	10,0	0.39	37,0	1.46	22	--	0,090	0.198
20491-22-10WZF**	-22	M22X1.5	16	-10	79,0	3.11	45,0	1.77	12,0	0.47	44,5	1.75	27	--	0,145	0.320
20491-22-05TZF*	-22	M22X1.5	8	-05	61,0	2.40	33,0	1.30	5,5	0.22	34,5	1.36	27	--	0,092	0.203
20491-22-06TZF*	-22	M22X1.5	10	-06	64,5	2.54	34,5	1.36	7,0	0.28	36,0	1.42	27	--	0,110	0.243
20491-22-08TZF*	-22	M22X1.5	12	-08	73,5	2.89	42,0	1.65	10,0	0.39	41,5	1.63	27	--	0,126	0.278
20491-26-10TZF*	-26	M26X1.5	16	-10	85,2	3.35	51,2	2.02	12,0	0.47	51,5	2.03	32	--	0,210	0.463
20491-26-12WZF**	-26	M26X1.5	20	-12	94,0	3.70	55,5	2.19	15,0	0.59	51,5	2.03	32	--	0,242	0.534
20491-26-08TZF*	-26	M26X1.5	12	-08	71,0	2.80	39,5	1.56	10,0	0.39	42,9	1.69	32	--	0,160	0.353
20491-30-10TZF*	-30	M30X2	16	-10	83,0	3.27	49,0	1.93	12,0	0.47	51,5	2.03	36	--	0,255	0.562
20491-30-12TZF*	-30	M30X2	20	-12	95,5	3.76	57,0	2.24	15,0	0.59	56,0	2.20	36	--	0,293	0.646
20491-30-16WZF*	-30	M30x2	25	-16	11,25	0.44	65,5	2.58	21,0	0.83	61,5	2.42	36,0	--	0,380	0.838
20491-36-10TZF*	-36	M36X2	16	-10	83,0	3.27	49,0	1.93	12,0	0.47	56,5	2.22	41	--	0,290	0.639
20491-36-12TZF*	-36	M36X2	20	-12	93,8	3.69	55,3	2.18	15,0	0.59	56,0	2.20	41	--	0,422	0.930
20491-36-16WZF**	-36	M36X2	25	-16	118,0	4.65	71,0	2.80	21,0	0.83	68,5	2.70	41	--	0,450	0.992
20491-45-16TZF*	-45	M45X2	25	-16	118,0	4.65	71,0	2.80	21,0	0.83	69,5	2.74	50	--	0,660	1.455
20491-45-24WZF**	-45	M45X2	40	-24	169,5	6.67	101,5	4.00	32,0	1.26	91,5	3.60	50	--	0,900	1.984
20491-45-20TZF*	-45	M45X2	32	-20	135,5	5.33	81,5	3.21	27,0	1.06	78,5	3.09	50	--	0,850	1.874
20491-52-20TZF*	-52	M52X2	32	-20	137,0	5.39	83,0	3.27	27,0	1.06	81,0	3.19	60	--	0,913	2.013
20491-52-24TZF*	-52	M52X2	40	-24	177,5	6.99	109,4	4.31	32,0	1.26	100,5	3.96	60	--	1,470	3.241

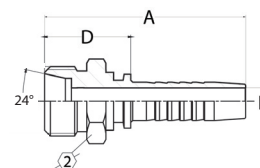
* Denotes Style 1 design






** Denotes Style 2 design

Eaton Winner Hose Fittings

DIN 24° Male Rigid (DKO Heavy)

For use with Hose: EC110, EC210, EC115, EC215

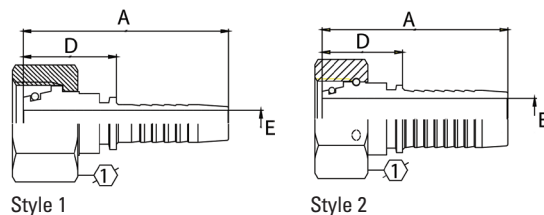







# Part Number	Terminal End	 Thread	 Hose Size		A		D Cut Off Factor		E Ø				 Weight	
	Dash Size		DN	Dash Size	mm	in	mm	in	mm	in	mm	mm	kg	lb
10511-14-04ZF	-14	M14x1.5	6	-04	52,5	2.07	24,5	0.96	4,0	0.16	--	14	0,025	0.055
10511-16-04ZF	-16	M16x1.5	6	-04	54,5	2.15	26,5	1.04	4,0	0.16	--	17	0,036	0.079
10511-18-04ZF	-18	M18x1.5	6	-04	54,5	2.15	26,5	1.04	4,0	0.16	--	19	0,040	0.088
10511-18-06ZF	-18	M18x1.5	10	-06	56,5	2.22	26,5	1.04	7,0	0.28	--	19	0,045	0.099
10511-20-05ZF	-20	M20x1.5	8	-05	55,0	2.17	27,0	1.06	5,5	0.22	--	22	0,052	0.114
10511-20-06ZF	-20	M20x1.5	10	-06	56,5	2.22	26,5	1.04	7,0	0.28	--	22	0,060	0.132
10511-22-06ZF	-22	M22x1.5	10	-06	60,5	2.38	30,5	1.20	7,0	0.28	--	24	0,070	0.154
10511-22-08ZF	-22	M22x1.5	12	-08	62,5	2.46	31,0	1.22	10,0	0.39	--	24	0,080	0.176
10511-24-08ZF	-24	M24x1.5	12	-08	63,0	2.48	31,5	1.24	10,0	0.39	--	27	0,090	0.198
10511-30-10ZF	-30	M30x2	16	-10	68,5	2.70	34,5	1.36	12,0	0.47	--	32	0,140	0.308
10511-30-12ZF	-30	M30x2	20	-12	74,5	2.93	36,0	1.42	15,0	0.59	--	32	0,150	0.330
10511-36-12ZF	-36	M36x2	20	-12	79,0	3.11	40,5	1.59	15,0	0.59	--	41	0,255	0.561
10511-36-16ZF	-36	M36x2	25	-16	88,6	3.49	41,5	1.63	21,0	0.83	--	38	0,245	0.539
10511-42-16ZF	-42	M42x2	25	-16	91,0	3.58	44,0	1.73	21,0	0.83	--	46	0,336	0.739

DIN 24° Female Swivel

(DKO Heavy)

For use with Hose: EC110, EC210, EC115, EC215



<div>#</div> <div>Part Number</div>	<div>Terminal</div> <div>End</div>	<div></div> <div>Thread</div>	<div></div> <div>Hose Size</div>		A		<div>D</div> <div>Cut Off</div> <div>Factor</div>		E Ø		<div></div>	<div></div>	<div></div> <div>Weight</div>	
	Dash Size		DN	Dash Size	mm	in	mm	in	mm	in	mm	mm	kg	lb
20511-14-04WZF**	-14	M14X1.5	6	-04	51,0	2.01	23,0	0.91	4,0	0.16	17	--	0,030	0.066
20511-16-04TZF*	-16	M16X1.5	6	-04	48,5	1.91	20,5	0.81	4,0	0.16	19	--	0,026	0.057
20511-16-05WZF**	-16	M16X1.5	8	-05	51,0	2.01	23,0	0.91	5,5	0.22	19	--	0,047	0.104
20511-16-06WZF**	-16	M16X1.5	10	-06	53,0	2.09	23,0	0.91	7,0	0.28	19	--	0,045	0.099
20511-18-04TZF*	-18	M18X1.5	6	-04	53,5	2.11	25,5	1.00	4,0	0.16	22	--	0,053	0.117
20511-18-05TZF*	-18	M18X1.5	8	-05	53,5	2.11	25,5	1.00	5,5	0.22	22	--	0,051	0.112
20511-18-06TZF*	-18	M18X1.5	10	-06	56,0	2.20	26,0	1.02	7,0	0.28	22	--	0,054	0.119
20511-20-04TZF*	-20	M20X1.5	6	-04	54,5	2.15	26,5	1.04	4,0	0.16	24	--	0,060	0.132
20511-20-05TZF*	-20	M20X1.5	8	-05	54,5	2.15	26,5	1.04	5,5	0.22	24	--	0,065	0.143
20511-20-06TZF*	-20	M20X1.5	10	-06	56,5	2.22	26,5	1.04	7,0	0.28	24	--	0,065	0.143
20511-20-08WZF**	-20	M20X1.5	12	-08	57,0	2.24	25,5	1.00	10,0	0.39	24	--	0,076	0.168
20511-22-06TZF*	-22	M22X1.5	10	-06	56,5	2.22	26,5	1.04	7,0	0.28	27	--	0,090	0.198
20511-22-08TZF*	-22	M22X1.5	12	-08	59,0	2.32	27,5	1.08	10,0	0.39	27	--	0,088	0.194
20511-24-10WZF**	-24	M24X1.5	16	-10	60,5	2.38	26,5	1.04	12,0	0.47	30	--	0,126	0.278
20511-24-06TZF*	-24	M24X1.5	10	-06	57,0	2.24	27,0	1.06	7,0	0.28	30	--	0,100	0.220
20511-24-08TZF*	-24	M24X1.5	12	-08	59,0	2.32	27,5	1.08	10,0	0.39	30	--	0,106	0.234
20511-30-10TZF*	-30	M30X2	16	-10	67,0	2.64	33,0	1.30	12,0	0.47	36	--	0,180	0.397
20511-30-12TZF*	-30	M30X2	20	-12	73,5	2.89	35,0	1.38	15,0	0.59	36	--	0,195	0.430
20511-30-08TZF*	-30	M30X2	12	-08	64,0	2.52	32,5	1.28	10,0	0.39	36	--	0,170	0.375
20511-36-12TZF*	-36	M36X2	20	-12	73,5	2.89	35,0	1.38	15,0	0.59	46	--	0,300	0.661
20511-36-16WZF**	-36	M36X2	25	-16	78,5	3.09	31,5	1.24	21,0	0.83	46	--	0,330	0.728
20511-42-12TZF*	-42	M42X2	20	-12	76,0	2.99	37,5	1.48	15,0	0.59	50	--	0,362	0.798
20511-42-16TZF*	-42	M42X2	25	-16	85,5	3.37	38,5	1.52	21,0	0.83	50	--	0,370	0.816
20511-42-20WZF**	-42	M42X2	32	-20	85,5	3.37	31,5	1.24	27,0	1.06	50	--	0,404	0.891
20511-52-20TZF*	-52	M52X2	32	-20	95,5	3.76	41,5	1.63	27,0	1.06	60	--	0,626	1.380
20511-52-24TZF*	-52	M52X2	40	-24	109,5	4.31	41,5	1.63	32,0	1.26	60	--	0,700	1.543

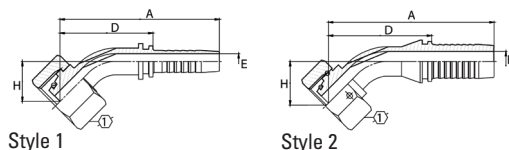
* Denotes Style 1 design

** Denotes Style 2 design

Eaton Winner Hose Fittings

DIN 24° Female 45° Elbow (DKO Heavy)

For use with Hose: EC110, EC210, EC115, EC215



#	Terminal				A		D Cut Off Factor		E Ø		H		1	2	Weight	
Part Number	End	Thread	Hose Size		mm	in	mm	in	mm	in	mm	in	mm	mm	kg	lb
20541-16-04TZF*	-16	M16X1.5	6	-04	66,4	2.61	38,4	1.51	4,0	0.16	16,3	0.64	19	--	0,045	0.099
20541-18-04TZF*	-18	M18X1.5	6	-04	67,1	2.64	39,1	1.54	4,0	0.16	17,0	0.67	22	--	0,058	0.128
20541-18-06TZF*	-18	M18X1.5	10	-06	73,8	2.91	43,8	1.72	7,0	0.28	17,3	0.68	22	--	0,062	0.137
20541-20-06TZF*	-20	M20X1.5	10	-06	72,5	2.85	42,5	1.67	7,0	0.28	18,5	0.73	24	--	0,085	0.187
20541-22-08TZF*	-22	M22X1.5	12	-08	81,1	3.19	49,6	1.95	10,0	0.39	20,7	0.81	27	--	0,118	0.260
20541-22-06TZF	-22	M22x1.5	10	-06	72,0	2.84	42,0	1.65	7,0	0.28	18,0	0.71	27	--	0,105	0.231
20541-24-06TZF*	-24	M24X1.5	10	-06	72,3	2.85	42,3	1.67	7,0	0.28	18,4	0.72	30	--	0,114	0.251
20541-24-08TZF*	-24	M24X1.5	12	-08	78,8	3.10	47,3	1.86	10,0	0.39	21,0	0.83	30	--	0,142	0.313
20541-30-10TZF*	-30	M30X2	16	-10	91,3	3.59	57,3	2.26	12,0	0.47	25,0	0.98	36	--	0,250	0.551
20541-30-12TZF*	-30	M30X2	20	-12	104,3	4.11	65,8	2.59	15,0	0.59	26,7	1.05	36	--	0,248	0.547
20541-36-12TZF*	-36	M36X2	20	-12	105,6	4.16	67,1	2.64	15,0	0.59	30,5	1.20	46	--	0,400	0.882
20541-36-16WZF**	-36	M36X2	25	-16	124,4	4.90	77,4	3.05	21,0	0.83	31,2	1.23	46	--	0,450	0.992
20541-42-16TZF*	-42	M42X2	25	-16	128,0	5.04	81,0	3.19	21,0	0.83	35,5	1.40	50	--	0,540	1.190
20541-52-20TZF*	-52	M52X2	32	-20	155,7	6.13	94,2	3.71	27,0	1.06	42,0	1.65	60	--	0,813	1.792
20541-52-24TZF*	-52	M52X2	40	-24	182,1	7.17	114,1	4.49	32,0	1.26	43,4	1.71	60	--	1,284	2.831

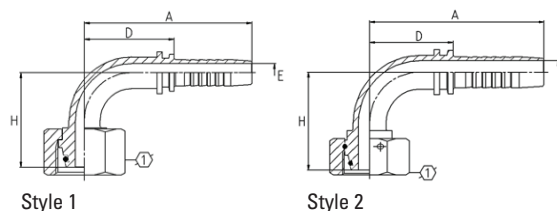
* Denotes Style 1 design






** Denotes Style 2 design

Eaton Winner Hose Fittings

DIN 24° Female 90° Elbow (DKO Heavy)

For use with Hose: EC110, EC210, , EC115, EC215



# Part Number	Terminal End	 Thread	 Hose Size	A		D Cut Off Factor		E Ø		H		 1	 2	 Weight		
	Dash Size		DN	Dash Size	mm	in	mm	in	mm	in	mm	in	mm	mm	kg	lb
20591-14-04WZF**	-14	M14X1.5	6	-04	58,0	2.28	30,0	1.18	4,0	0.16	30,5	1.20	17	--	0,045	0.099
20591-16-04TZF*	-16	M16X1.5	6	-04	58,0	2.28	30,0	1.18	4,0	0.16	31,0	1.22	19	--	0,040	0.088
20591-16-05WZF**	-16	M16X1.5	8	-05	58,0	2.28	30,0	1.18	5,5	0.22	31,0	1.22	19	--	0,050	0.110
20591-16-06WZF**	-16	M16X1.5	10	-06	60,0	2.36	30,0	1.18	7,0	0.28	31,0	1.22	19	--	0,059	0.130
20591-18-04TZF*	-18	M18X1.5	6	-04	58,0	2.28	30,0	1.18	4,0	0.16	32,0	1.26	22	--	0,065	0.144
20591-18-05TZF*	-18	M18X1.5	8	-05	61,0	2.40	33,0	1.30	5,5	0.22	33,5	1.32	22	--	0,050	0.110
20591-18-06TZF*	-18	M18X1.5	10	-06	67,0	2.64	37,0	1.46	7,0	0.28	35,0	1.38	22	--	0,078	0.172
20591-20-05TZF*	-20	M20X1.5	8	-05	61,0	2.40	33,0	1.30	5,5	0.22	34,0	1.34	24	--	0,080	0.176
20591-20-06TZF*	-20	M20X1.5	10	-06	64,5	2.54	34,5	1.36	7,0	0.28	35,5	1.40	24	--	0,094	0.207
20591-20-08WZF**	-20	M20X1.5	12	-08	69,5	2.74	38,0	1.50	10,0	0.39	38,0	1.50	24	--	0,098	0.216
20591-22-06TZF*	-22	M22X1.5	10	-06	64,5	2.54	34,5	1.36	7,0	0.28	36,0	1.42	27	--	0,114	0.251
20591-22-08TZF*	-22	M22X1.5	12	-08	73,5	2.89	42,0	1.65	10,0	0.39	42,5	1.67	27	--	0,136	0.300
20591-24-06TZF*	-24	M24X1.5	10	-06	64,5	2.54	34,5	1.36	7,0	0.28	36,5	1.44	30	--	0,125	0.276
20591-24-08TZF*	-24	M24X1.5	12	-08	71,0	2.80	39,5	1.56	10,0	0.39	43,0	1.69	30	--	0,136	0.300
20591-30-08TZF*	-30	M30X2	12	-08	76,0	2.99	44,5	1.75	10,0	0.39	46,0	1.81	36	--	0,196	0.432
20591-30-10TZF*	-30	M30X2	16	-10	83,0	3.27	49,0	1.93	12,0	0.47	49,5	1.95	36	--	0,265	0.584
20591-30-12TZF*	-30	M30X2	20	-12	94,3	3.71	55,8	2.20	15,0	0.59	54,5	2.15	36	--	0,265	0.584
20591-36-12TZF*	-36	M36X2	20	-12	94,5	3.72	56,0	2.20	15,0	0.59	59,0	2.32	46	--	0,482	1.063
20591-36-16WZF**	-36	M36X2	25	-16	112,5	4.43	65,5	2.58	21,0	0.83	63,5	2.50	46	--	0,500	1.102
20591-42-16TZF*	-42	M42X2	25	-16	118,0	4.65	71,0	2.80	21,0	0.83	70,0	2.76	50	--	0,610	1.345
20591-52-20TZF*	-52	M52X2	32	-20	147,0	5.79	93,0	3.66	27,0	1.06	86,5	3.41	60	--	0,945	2.083
20591-52-24TZF*	-52	M52X2	40	-24	168,0	6.61	100,0	3.94	32,0	1.26	109,4	4.31	60	--	1,630	3.594

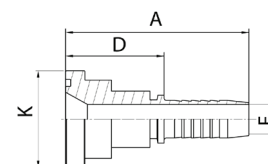
* Denotes Style 1 design

** Denotes Style 2 design

Eaton Winner Hose Fittings

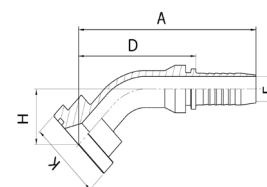
Code 61 Flange Straight

For use with Hose: EC110, EC210, EC115, EC215



# Part Number	Terminal End	K		Hose Size		A		D Cut Off Factor		E Ø		Weight	
	Dash Size	mm	in	DN	Dash Size	mm	in	mm	in	mm	in	kg	lb
87311-08-08ZF	-08	30.2	1.19	12	-08	77,5	3.05	46,0	1.81	10,0	0.39	0,11	0.24
87311-12-08ZF	-12	38,1	1.50	12	-08	78,5	3.09	47,0	1.85	10,0	0.39	0,165	0.364
87311-12-10ZF	-12	38.1	1.50	16	-10	81,5	3.21	47,5	1.87	12,0	0.47	0,20	0.44
87311-12-12ZF	-12	38.1	1.50	20	-12	86,5	3.41	48,0	1.89	15,0	0.59	0,21	0.46
87311-12-16ZF	-12	38.1	1.50	25	-16	96,0	3.78	49,0	1.93	21,0	0.83	0,26	0.58
87311-16-12ZF	-16	44.4	1.75	20	-12	89,5	3.52	51,0	2.01	15,0	0.59	0,24	0.52
87311-16-16ZF	-16	44.4	1.75	25	-16	99,0	3.90	52,0	2.05	21,0	0.83	0,30	0.65
87311-16-20ZF	-16	44.4	1.75	32	-20	107,0	4.21	53,0	2.09	27,0	1.06	0,37	0.81
87311-20-16ZF	-20	50.8	2.00	25	-16	104,0	4.09	57,0	2.24	21,0	0.83	0,35	0.78
87311-20-20ZF	-20	50.8	2.00	32	-20	112,0	4.41	58,0	2.28	27,0	1.06	0,44	0.97
87311-20-24ZF	-20	50.8	2.00	40	-24	129,0	5.08	61,0	2.40	32,0	1.26	0,51	1.11
87311-24-20ZF	-24	60.3	2.37	32	-20	122,0	4.80	68,0	2.68	27,0	1.06	0,60	1.32
87311-24-24ZF	-24	60.3	2.37	40	-24	136,0	5.35	68,0	2.68	32,0	1.26	0,68	1.50
87311-32-20ZF	-32	71.4	2.81	32	-20	124,0	4.88	70,0	2.76	27,0	1.06	0,65	1.43
87311-32-24ZF	-32	71.4	2.81	40	-24	138,0	5.43	70,0	2.76	32,0	1.26	0,81	1.78
87311-32-32ZF	-32	71.4	2.81	50	-32	142,0	5.59	70,0	2.76	43,0	1.69	1,04	2.29

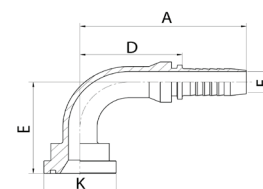
Eaton Winner Hose Fittings



Code 61 Flange 45° Elbow

For use with Hose: EC110, EC210, EC115, EC215

# Part Number	Terminal End	K		Hose Size		A		D Cut Off Factor		E Ø		H		Weight	
	Dash Size	mm	in	DN	Dash Size	mm	in	mm	in	mm	in	mm	in	kg	lb
87341-08-08ZF	-08	30.2	1.19	12	-08	83,4	3.28	58,2	2.29	10,0	0.39	23,3	0.92	0,11	0.24
87341-12-08ZF	-12	38,1	1.50	12	-08	90,4	3.56	58,9	2.32	10,0	0.39	24,0	0.94	0,152	0.0335
87341-12-12ZF	-12	38.1	1.50	20	-12	108,4	4.27	76,3	3.00	15,0	0.59	28,9	1.14	0,27	0.58
87341-12-16ZF	-12	38.1	1.50	25	-16	115,8	4.56	84,7	3.33	21,0	0.83	29,7	1.17	0,33	0.73
87341-16-12ZF	-16	44.4	1.75	20	-12	114,7	4.52	76,3	3.00	15,0	0.59	28,9	1.14	0,30	0.65
87341-16-16ZF	-16	44.4	1.75	25	-16	121,3	4.78	83,9	3.30	21,0	0.83	29,7	1.17	0,36	0.79
87341-16-20ZF	-16	44.4	1.75	32	-20	130,9	5.15	94,5	3.72	27,0	1.06	33,8	1.33	0,47	1.03
87341-20-16ZF	-20	50.8	2.00	25	-16	129,0	5.08	85,2	3.35	21,0	0.83	29,7	1.17	0,40	0.87
87341-20-20ZF	-20	50.8	2.00	32	-20	137,3	5.41	94,5	3.72	27,0	1.06	33,8	1.33	0,51	1.12
87341-20-24ZF	-20	50.8	2.00	38	-24	145,8	5.74	103,0	4.06	32,0	1.26	33,8	1.33	0,66	1.46
87341-24-20ZF	-24	60.3	2.37	32	-20	148,2	5.83	95,9	3.78	27,0	1.06	35,2	1.39	0,58	1.28
87341-24-24ZF	-24	60.3	2.37	38	-24	162,2	6.39	109,9	4.33	32,0	1.26	39,1	1.54	0,95	2.09
87341-24-32ZF	-24	60.3	2.37	50	-32	180,9	7.12	128,6	5.06	43,0	1.69	41,3	1.63	1,22	2.69
87341-32-24ZF	-32	71.4	2.81	38	-24	173,3	6.82	109,9	4.33	32,0	1.26	39,1	1.54	1,05	2.31
87341-32-32ZF	-32	71.4	2.81	50	-32	192,7	7.59	129,3	5.09	46,0	1.81	46,3	1.82	1,54	3.39



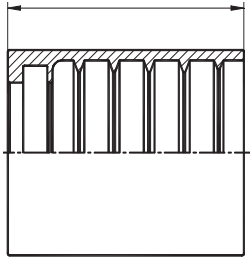
Code 61 Flange 90° Elbow

For use with Hose: EC110, EC210, EC115, EC215

# Part Number	Terminal End	K		Hose Size		A		D Cut Off Factor		E Ø		H		Weight	
	Dash Size	mm	in	DN	Dash Size	mm	in	mm	in	mm	in	mm	in	kg	lb
87391-08-08ZF	-08	30.2	1.19	12	-08	72,5	2.85	41,0	1.61	10,0	0.39	47,0	1.85	0,122	0.268
87391-12-08ZF	-12	38,1	1.50	12	-08	72,5	2.85	41,0	1.61	10,0	0.39	48,0	1.89	0,164	0.361
87391-12-10ZF	-12	38.1	1.50	16	-10	90,0	3.54	56,0	2.20	12,0	0.47	52,5	2.07	0,220	0.484
87391-12-12ZF	-12	38.1	1.50	20	-12	104,7	4.12	66,2	2.61	15,0	0.59	62,0	2.44	0,320	0.704
87391-12-16ZF	-12	38.1	1.50	25	-16	123,7	4.87	76,7	3.02	21,0	0.83	67,5	2.66	0,384	0.845
87391-16-12ZF	-16	44.4	1.75	20	-12	104,0	4.09	65,5	2.58	15,0	0.59	62,0	2.44	0,370	0.814
87391-16-16ZF	-16	44.4	1.75	25	-16	123,7	4.87	76,7	3.02	21,0	0.83	67,5	2.66	0,425	0.935
87391-16-20ZF	-16	44.4	1.75	32	-20	145,5	5.73	91,5	3.60	27,0	1.06	78,5	3.09	0,592	1.302
87391-20-12ZF	-20	50.8	2.00	20	-12	104,7	4.12	66,2	2.61	15,0	0.59	62,0	2.44	0,388	0.853
87391-20-16ZF	-20	50.8	2.00	25	-16	123,7	4.87	76,7	3.02	21,0	0.83	67,5	2.66	0,460	1.012
87391-20-20ZF	-20	50.8	2.00	32	-20	145,5	5.73	91,5	3.60	27,0	1.06	78,5	3.09	0,636	1.399
87391-20-24ZF	-20	50.8	2.00	40	-24	175,0	6.89	107,0	4.21	32,0	1.26	78,5	3.09	0,902	1.984
87391-24-16ZF	-24	60.3	2.37	25	-16	123,7	4.87	76,7	3.02	21,0	0.83	69,5	2.74	0,538	1.184
87391-24-20ZF	-24	60.3	2.37	32	-20	145,5	5.73	91,5	3.60	27,0	1.06	80,5	3.17	0,700	1.540
87391-24-24ZF	-24	60.3	2.37	40	-24	177,4	6.98	109,4	4.31	32,0	1.26	94,0	3.70	1,212	2.666
87391-32-24ZF	-32	71.4	2.81	40	-24	177,4	6.98	109,4	4.31	32,0	1.26	94,0	3.70	1,344	2.957
87391-32-32ZF	-32	71.4	2.81	50	-32	203,8	8.02	131,8	5.19	43,0	1.69	114,3	4.50	2,200	4.840

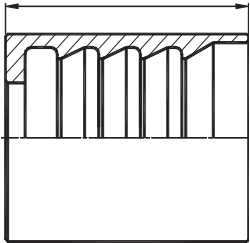
Eaton Winner Hose Sockets

EC110 Socket For use with Hose: EC110



# Part Number	Hose Size		Dimension L		OD		Weight	
	DN	Dash Size	mm	in	mm	in	kg	lb
00110-03ANZF	5	-03	23,0	0.91	18,5	0.73	0,03	0.06
00110-04ANZF	6	-04	27,5	1.08	21,0	0.83	0,03	0.07
00110-05ANZF	8	-05	28,0	1.10	21,5	0.85	0,03	0.06
00110-06ANZF	10	-06	30,0	1.18	24,3	0.96	0,04	0.08
00110-08ANZF	12	-08	34,0	1.34	28,0	1.10	0,05	0.10
00110-10ANZF	16	-10	37,0	1.46	31,3	1.23	0,06	0.13
00110-12ANZF	20	-12	42,0	1.65	28,7	1.13	0,08	0.17
00110-16ANZF	25	-16	51,0	2.01	43,5	1.71	0,13	0.28
00110-20NZF	32	-20	59,0	2.32	52,0	2.05	0,21	0.46
00110-24NZF	40	-24	74,0	2.91	58,0	2.28	0,27	0.58
00110-32NZF	50	-32	78,0	3.07	72,0	2.83	0,39	0.86

EC210 Socket For use with Hose: EC210



# Part Number	Hose Size		Dimension L		OD		Weight	
	DN	Dash Size	mm	in	mm	in	kg	lb
03310-04NZF	6	-04	30,5	1.20	23,0	0.91	0,04	0.09
03310-05NZF	8	-05	30,0	1.18	24,0	0.94	0,04	0.08
03310-06NZF	10	-06	32,0	1.26	26,0	1.02	0,04	0.09
03310-08NZF	12	-08	34,0	1.34	29,0	1.14	0,05	0.10
03310-10ANZF	16	-10	35,0	1.38	34,5	1.36	0,06	0.14
03310-12NZF	20	-12	42,0	1.65	37,0	1.46	0,08	0.18
03310-16NZF	25	-16	52,0	2.05	46,7	1.84	0,15	0.33
03310-20NZF	32	-20	59,0	2.32	59,0	2.32	0,26	0.57
03310-24NZF	40	-24	67,0	2.64	67,0	2.64	0,43	0.94
03310-32NZF	50	-32	72,0	2.83	80,0	3.15	0,61	1.34

Eaton
Hydraulics Group USA
14615 Lone Oak Road
Eden Prairie, MN 55344
USA
Tel: 952-937-9800
Fax: 952-294-7722
www.eaton.com/hydraulics

Eaton
Hydraulics Group Europe
Route de la Longeraie 7
1110 Morges
Switzerland
Tel: +41 (0) 21 811 4600
Fax: +41 (0) 21 811 4601

Eaton
Hydraulics Group Asia Pacific
Eaton Building
No.7 Lane 280 Linhong Road
Changning District,
Shanghai 200335
China
Tel: (+86 21) 5200 0099
Fax: (+86 21) 2230 7240